












Reception Home Learning

8.6.2020	Monday	Tuesday	Wednesday	Thursday	Friday
<p>Hello Reception,</p> <p>This week our text is called A Seed is Sleepy and is written by Dianna Aston You can watch this on you tube https://www.youtube.com/watch?v=Elto7hou4Cw</p>					
<p>Literacy</p> <p>Sentence writing</p>	<p>Seed information Read 'A seed is sleepy again'. Look at all the different types of seeds. Talk to your adults about the different types. Which ones have you seen before? Which one is your favourite?</p> <p><i>Challenge: Write a sentence explaining why it is your favourite seed using the word 'because'.</i></p>	<p>Sunflowers Use the internet and any non-fiction books to find out about sunflowers. Using the sunflower border paper draw a picture and write facts about sunflowers. Some information you might want to include could be: Where do they grow? How do they grow? What do they look like?</p> <p><i>Challenge: Can you write 3 sentences?</i></p> 	<p>Tiny Seed Watch 'The Tiny Seed' By Eric Carle https://www.youtube.com/watch?v=XnnSRy3v-1Q https://www.youtube.com/watch?v=ls6wTeT2cKA Complete the 'life cycle of a sunflower sheet' attachment with pictures and a small sentence to label each one.</p> <p><i>Challenge: Can you include time words like: first, then, next.</i></p> 	<p>Jack and the Beanstalk Read or watch the story of 'Jack and the beanstalk'. https://learnenglishkids.britishcouncil.org/short-stories/jack-and-the-beanstalk Can you create your own story book retelling the story? You could fold paper in half to create a book shape.</p> <p><i>Challenge: Can you write a sentence on each piece of paper?</i></p>	<p>Up the beanstalk In the story 'Jack and the beanstalk' Jack climbs up the beanstalk beyond the clouds to find a land of giants. If you climbed a beanstalk what would you like to find? It could be a land of anything, be as creative as you can!</p> <p><i>Challenge: To use story language in your writing. E.g. Once upon a time, next, the end.</i></p> 
<p>Maths</p> <p>Measuring distance</p>	<p>Comparing distance Sit in one spot of your home. Can you compare how far different objects are away?</p> <ul style="list-style-type: none"> • The fridge • The TV • The front door • The sink. <p>Which one is the closest? Which is the furthest away? <i>Challenge: Can you measure how far away each object is by counting how many steps it is away? Remember the steps need to be the same size.</i></p>	<p>Using a ruler Look at how a ruler or tape measure is designed. Discussed how the numbers are increasing and where we start measuring from. When we measure the length of something we measure in centimetres. Use the tape measure/ruler to measure the height of different things around your house.</p> <p><i>Challenge: Can you record the height of each item? E.g. cup 15cm. You can write the word or draw a picture of each item.</i></p>	<p>Distance jumping competition Mark a start line in your house/garden. Ask each person in your house to stand behind this line and jump as far as they can. Mark where they jumped to. Who jumped the furthest distance? Who jumped the shortest distance?</p> <p><i>Challenge: Can you use a tape measure to measure how far each person jumped in centimetres?</i></p>  	<p>Throwing accurately Mark a start line in the garden and then place targets at 50cm, 100cm, 150cm and 200cm by measuring from the start line. Can you carefully throw a bean bag (or other object to these targets)?</p> <p><i>Challenge: Can you turn it into a competition and collect 2 points each time you accurately throw to the target? Who can collect the most points?</i></p>	<p>Rolling experiment Collect 5 different objects and set up a ramp using a piece of wood, some guttering or other flat surface. Estimate which object will travel the furthest when you roll it down the ramp. Record the distance each object travelled in centimetres.</p> <p><i>Challenge: Was your estimate correct? Which one travelled the furthest? Why do you think it travelled the furthest?</i></p>

<p>Phonics</p>	<p>Practise writing letters with the correct formation: a, c, d</p> <p>Can you write two sentences about your weekend? E.g. I went to the park. I had a picnic</p> <p>Challenge: Can you link your two sentences with the word 'and'?</p> <p>I went to the park and I had a picnic.</p>	<p>Practise writing letters with the correct formation: e, f, g</p> <p>Look at the picture of a seed growing (separate attachment) and discuss what can be seen. With your adult sound talk the words. Don't forget to use your robot arms!</p> <p>Now using the words you have brainstormed write a sentence about the picture trying to remember how to sound talk the words correctly. Read your sentence and check for capital letters, full stops and spelling.</p> <p>Challenge: To write 3 descriptive sentences.</p>	<p>Practise writing letters with the correct formation: o, q, s</p> <p>Play Tricky Words noughts and crosses.</p> <p>Adult write a tricky word incorrectly can you identify the mistakes? Can you verbally make up a sentence with that word in it?</p> <p>Challenge: Can you spell the tricky words from your noughts and crosses correctly? Have a go in a little spelling test.</p>	<p>Practise writing letters with the correct formation: a, c, d, e, f</p> <p>Quick write: Ask an adult to read these words to you so you can write them down. Remember to sound out each word.</p> <ul style="list-style-type: none"> • ant • good • queen • silver • goat • cart • deliver • feet 	<p>Practise writing letters with the correct formation: g, o, q, s</p> <p>Nonsense word write: Ask an adult to read these words to you so you can write them down. Remember to listen carefully for sound.</p> <ul style="list-style-type: none"> • ploach • quorst • thrunch • shred • theist <p>Challenge: On phonics play choose to play Buried Treasure or Picnic on Pluto phase 4.</p>
<p>Afternoon Activities</p>	<p>The World</p> <p>Can you collect some different seeds and place them against the side of a transparent container with a piece of damp kitchen roll. Observe them over the week and see how the different seeds change.</p>  <p>Technology</p> <p>Play this seed growing game on a computer or tablet to find out what plants need to grow. https://www.tvokids.com/preschool/games/get-growing</p>	<p>Art</p> <p>Van Gogh's sunflowers</p>  <p>Vincent Van Gogh is a famous artist who painted sunflowers. Can you draw and colour your own vase of sunflowers? Perhaps you will write your name on the vase like Vincent.</p>	<p>Welly Wednesday</p>  <p>What do you think a natural paintbrush is? What could it be made from? Look at photographs of natural paintbrushes on the internet. Today we are going to be making our own natural paintbrushes.</p> <p>You need to collect sticks, natural objects, elastic bands/string to make them. Once you have made your brushes make marks/patterns and paint pictures.</p> 	<p>Music</p> <p>Warm up activity</p> <p>Watch the you tube song 'The needs of a plant.' Can children join in singing the echo part? https://www.youtube.com/watch?v=dUBIQ1fTRzI</p> <p>Activity</p> <p>Teach your child the words to the song 'Growing plants' using the attachment in Showbie. This song is to the tune of 'London's Burning'. Once your child has learnt the words can they add actions then perform it to other members of the family?</p>	<p>The World</p> <p>Log in to Developing Experts (Your Login is the first 3 letters of your name and your surname)</p> <p>https://www.developingexperts.com/</p> <p>Click on lessons and complete Lesson 3:</p> <p>Learn about plants and where they come from</p> <p>Watch the whole presentation and complete the assignment to make a plant scrap book.</p>