




30.3.20	Monday 30th	Tuesday 31st	Wednesday 1st	Thursday 2nd	Friday 3rd				
English	<p>Complete a CGP grammar, punctuation and spelling task from the 10-day timetable given out last week.</p>	<p>Writing task: Choose one of the Pobble pictures you have stuck in your home learning book. Use the DADWAVERS template to help you to write a variety of sentences and then write a half page description focusing on high quality vocab. (You could use an online thesaurus to help you)</p> <p>To support with vocabulary, you could complete a matrix grid of nouns, verbs, adverbs and adjectives first.</p> <table border="1"> <tr> <td>nouns</td> <td>verbs</td> </tr> <tr> <td>adjectives</td> <td>adverbs</td> </tr> </table>	nouns	verbs	adjectives	adverbs	<p>Complete a CGP Reading comprehension task from the 10-day timetable given out last week.</p>	<p>Writing Task: Write a letter (or email) to someone you know/relative who might be feeling a bit lonely due to self-isolation or social distancing. Write about things you have been up to and a kind message which will make them smile at this strange time. Reading a letter a number of times can offer comfort to those without visitors.</p>	<p>Reading/writing Task: Use the attached PDF to read 'The Giant's necklace' from hereabout Hill by Michael Morpurgo up to '...before the sea took her away.' On page 11. Don't read any further!</p> <p> Giant's necklace.pdf</p> <p>Put yourself in Cherry's shoes and write a diary entry from her point of view. Include lots of thoughts and feelings about: Your giant's necklace progress, how you feel about your brothers, your holiday, the beach etc. Write it in your home learning book.</p>
nouns	verbs								
adjectives	adverbs								
Maths (Ratio, proportion and scale factors)	<p>1. Times Table Rockstars.(sessions set) <a href="https://play.ttrockstars.com/">https://play.ttrockstars.com/</a></p> <p>2. Daily lesson tutorial and questions (you do not need to print these off but record your answers in your home learning book) <a href="https://whiterosemaths.com/homelearning/year-6/">https://whiterosemaths.com/homelearning/year-6/</a></p> <p>3. Complete a CGP Maths task from the 10-day timetable given out last week.</p>	<p>1. Times Table Rockstars.(sessions set) <a href="https://play.ttrockstars.com/">https://play.ttrockstars.com/</a></p> <p>2. Daily lesson tutorial and questions (you do not need to print these off but record your answers in your home learning book) <a href="https://whiterosemaths.com/homelearning/year-6/">https://whiterosemaths.com/homelearning/year-6/</a></p> <p>3. Complete a CGP Maths task from the 10-day timetable given out last week.</p>	<p>1. Times Table Rockstars.(sessions set) <a href="https://play.ttrockstars.com/">https://play.ttrockstars.com/</a></p> <p>2. Daily lesson tutorial and questions (you do not need to print these off but record your answers in your home learning book) <a href="https://whiterosemaths.com/homelearning/year-6/">https://whiterosemaths.com/homelearning/year-6/</a></p> <p>3. Complete a CGP Maths task from the 10-day timetable given out last week.</p>	<p>1. Times Table Rockstars.(sessions set) <a href="https://play.ttrockstars.com/">https://play.ttrockstars.com/</a></p> <p>2. Daily lesson tutorial and questions (you do not need to print these off but record your answers in your home learning book) <a href="https://whiterosemaths.com/homelearning/year-6/">https://whiterosemaths.com/homelearning/year-6/</a></p> <p>3. Complete a CGP Maths task from the 10-day timetable given out last week.</p> <p><b>ADDITIONALLY:</b> Complete any MyMaths tasks set – these will usually link to the topic of the week. <a href="https://www.mymaths.co.uk/">https://www.mymaths.co.uk/</a></p>					
Reading	30 minutes independent reading	30 minutes reading, including some aloud to an adult or sibling	30 minutes independent reading	30 minutes reading, including some aloud to an adult/sibling	30 minutes independent reading				

<p><b>Spellings</b> c/g silent letter</p> <p>conscience conscious fascinate fluorescent miscellaneous resuscitate gnaw gnat foreign gnome design feign resign campaign</p>	<p>Choose how many spellings from the list that you will learn. Find out the definitions of any unfamiliar words. Use your home learning book.</p>	<p>Put the spellings into sentences that show you understand the meaning. Use your home learning book.</p>	<p>Complete a spelling activity for your chosen words using ideas from this spelling menu:</p>	<p>Complete a spelling activity for your chosen words using ideas from this spelling menu:</p>	<p>Get an adult to test you on your spellings. Ask them to say the word and you write down a sentence with the word in. One mark for the word correctly spelt, one mark for it being used in the correct context. Keep a record of your scores so you can let us know how you're doing.</p>
	<p>Mrs Smith's spelling group words: scrubbed regretted rotted tickled Wednesday</p>		<p> KS2-Spelling-Menu.pdf See further copy at the end of this document.</p>	<p> KS2-Spelling-Menu.pdf See further copy at the end of this document.</p>	

**Other learning tasks to complete this week:**

**PE:**

Have a go at 'P.E with Joe' on Body Coach TV. It's live every morning at 9:00 and last for 30 minutes – a great way to start the day! Follow this link - [https://www.youtube.com/watch?v=6v-a\\_dpwhro](https://www.youtube.com/watch?v=6v-a_dpwhro)

**History:**

During the week research the calendars of the Maya, understand how they worked, what they looked like and what symbols were used; then create your own version by drawing (or even painting) your calendar on paper and explain how your calendar works and what it represents.



**Art:**









Find out about the ancient symbols and beautiful hieroglyphs of the ancient Maya. Choose one design (or several designs) that you like and recreate it on paper however you choose. It could be a monochrome pencil/pen sketch; with paint; colour pencils/pens or even a collage. Be creative and make sure it's bold/dramatic.










Please continue to read as much as you can as this is so beneficial. If you have run out of books to read at home then think about looking at the following website where you can access thousands of books for free during this time. [www.worldbook.kitaboo.com](http://www.worldbook.kitaboo.com)

Set aside **at least three hours per day** for learning but remember to take regular breaks, get outside in the garden and remain active! It is very strange not seeing you, but we know you will be working hard and making the best of the situation we are in. Take care and stay safe.

# SPELLING MENU

<p><b>1. ABC Order</b></p>  <p>Write all of your spelling words in alphabetical (ABC) order.</p>	<p><b>2. Word Parts</b></p> <p>Write your words. Then use a coloured pencil to divide the words into syllables. e.g. jumping caterpillar</p>	<p><b>3. Other Handed</b></p> <p>Write each word 5 times, switching the hand you write it with each time. Say the word as you spell it.</p>	<p><b>4. Vowel Spotlight</b></p> <p>Write your words using one colour for the vowels and another colour for the consonants. (vowels: a, e, i, o, u)</p>
<p><b>5. Use Technology</b></p> <p>Type out your spelling words on the computer. Try to use at least 4 different fonts.</p> 	<p><b>6. Pyramid Words</b></p> <p>s sp spe spel spell spelli spelling spelling (or make them boat shaped, star, smiley face, etc.)</p>	<p><b>7. "Ransom" Words</b></p> <p>"Write" your words by cutting letters out of a newspaper or magazine and gluing the letters on a piece of paper to spell your words.</p> 	<p><b>8. Rainbow Words</b></p> <p>Write your spelling words with coloured pencils. Make each letter a different colour.</p> 
<p><b>9. Scrambled Words</b></p> <p>Write your words. Then write them again with the letters mixed up. Can you unscramble them again the next day? e.g. watch - cwhta</p>	<p><b>10. Silly Sentences</b></p> <p>Write 3 or more sentences that use all your spelling words.</p> 	<p><b>11. Prefixes and Suffixes</b></p> <p>Underline the prefixes and suffixes in the words you are learning. Make sure you know what they mean. e.g. important happiness</p>	<p><b>12. Word Search</b></p> <p>Create your own word search with your spellings. Show the answers to your puzzle in a different colour.</p> 
<p><b>13. Flashcards</b></p> <p>Make and practice with flashcards. Put the word on one side and definition (meaning) on the other.</p> 	<p><b>14. Picture &amp; a Story</b></p> <p>Draw a picture defining each word. Write a sentence about your picture using the word.</p>	<p><b>15. Words without Vowels</b></p> <p>Write all of your words replacing vowels with a line. Go back and see if you can fill in the vowels. e.g. q-st-n = question</p>	<p><b>16. Train Words</b></p> <p>Write the entire list end-to-end as one long word. Write each new word in a different colour. e.g. trainbackstop</p>
<p><b>17. Write a Story, Poem or Song with Words</b></p> <p>Write a story using all your spelling words. Underline the words you used.</p>	<p><b>18. Bubble Letters</b></p> <p>Write your spelling words out in bubble writing.</p> 	<p><b>19. Words Within Words</b></p> <p>Write each spelling word and then write at least 2 words made from that word. e.g. catch - cat, hat</p>	<p><b>20. Picture words</b></p> <p>Draw a picture and hide your spelling words in the picture.</p>

# SPELLING MENU

<p><b>21. Question/Answers</b></p> <p>Write questions with half of your spelling words. Then use the other half to answer the questions. Underline the words you used.</p> 	<p><b>22. Riddles</b></p> <p>Write a riddle for each of your words. Don't forget to answer them. e.g. I am grey. I have a trunk and big ears. Answer: elephant.</p> 	<p><b>23. Crossword Puzzle</b></p> <p>Make a crossword puzzle with your spelling. Show the answers to your puzzle.</p> 	<p><b>24. Rhyming Words</b></p> <p>Write your spelling words out with a rhyming word next to them. Remember that words do not need to have the same spelling pattern to rhyme. e.g. men and again</p>
<p><b>25. Homophones</b></p> <p>Can you find any homophones which go with your spelling words? What do they mean? e.g. wear and where, to, too and two their, there and they're</p>	<p><b>26. Writing Race</b></p> <p>Set a timer for 2 minutes. See how many times you can write each word perfectly during that time.</p> 	<p><b>27. Code Words</b></p> <p>Come up with a code for each letter of the alphabet and then write each word in code. e.g. a = a b = ♦ c = ♦</p>	<p><b>28. Word Classes</b></p> <p>Sort your spelling words into word classes - nouns, verbs, adjectives etc. Be careful - some words can be used in more than one category e.g. swimming.</p>
<p><b>29. Synonyms</b></p> <p>Find at least 2 synonyms for each of your spelling words.</p> 	<p><b>30. Antonyms</b></p> <p>Find an antonym (opposite) for each of your spelling words.</p> 	<p><b>31. Joker</b></p> <p>Write jokes containing each of your spelling words.</p> 	<p><b>32. Backwards Words</b></p> <p>Write your spelling words forwards and then backwards. Remember to write neatly!</p> <p><b>BACKWARDS</b></p>
<p><b>33. X Words</b></p> <p>Write 2 words with one letter in common so that they cross over each other. e.g. b r ch e s e a d</p>	<p><b>34. Acrostic Poem</b></p> <p>Write an acrostic poem for your spelling words. See if you can stick to a theme when writing. e.g. sun  Sun shines brightly Up in the sky Nice and warm on my face</p>	<p><b>35. Scrabble</b></p> <p>In a game of Scrabble, each letter is worth a certain number of points. Write your words and then add the total of the letters. Which of your spelling words has the highest total value?</p> 