










# Reception Home Learning

11.5.2020	Monday	Tuesday	Wednesday	Thursday	Friday	
		<p>Hello Reception, This week our text is called <b>SPIDER SANDWICHES</b> and is written by Claire Freedman and Sue Hendra You can listen to your class teacher reading this book on Showbie on Monday's video.</p>				
<p><b>Literacy</b></p> <p>Sentence writing</p>	<p>Look at the things in Max's shopping trolley. If you went shopping what food and drinks would you buy?</p> <p>Can you draw a picture of a shopping trolley and fill it with everything you would buy.</p> <p>Once you have drawn your picture can you write 2 or 3 sentences to describe what is in your trolley? E.g. I have a bag of carrots and some red apples as these are good for you.</p>	<p>In the story Max liked to eat very strange combinations of food '<b>cold crunchy cockroach curry</b>' ughh!</p> <p>What is the most disgusting meal you can think of?</p> <p>Can you draw your meal and write about it?</p>	<p>Max didn't just like eating disgusting food he also liked to drink strange things. '<b>He LOVES to glug slug milkshake through a stinky hosepipe straw</b>'.</p> <p>Can you design a drink for the monster writing down all of the ingredients you would use?</p>	<p><b>Spider Facts</b></p> <p>Watch the video 'Minibeast adventure with Jess - Are you afraid of spiders?' <a href="https://www.youtube.com/watch?v=9RtW9zGO854">https://www.youtube.com/watch?v=9RtW9zGO854</a></p> <p>Talk with someone that lives with you about all of the things you have found out about spiders.</p> <p><b>Challenge: Can you write as many facts down as you can about a spider?</b></p>	<p>Read or watch story 'The very busy spider' by Eric Carle <a href="https://www.youtube.com/watch?v=TfLOg-XRxnA">https://www.youtube.com/watch?v=TfLOg-XRxnA</a></p> <p>Can you write your own story about a spider?</p> <p>Remember that your story needs a beginning, middle and an end. When you are writing your story don't forget to leave finger spaces and to sound talk your writing.</p> <p><b>Challenge: Can you read your story to someone in your family?</b></p>	
<p><b>Maths</b></p> <p>Revision week</p>	<p><b>Make a spider sandwich</b></p> <p>Cut 2 circles out of a piece of bread. Using a knife carefully spread cheese, butter or jam on one side of each circle. Count out 8 legs (e.g. carrot sticks) and place 4 on each side of one circle. Put the other circle on top. Add 2 raisins for eyes. Now eat it!</p>	<p>Can you <b>design a pizza</b> on a paper plate (or draw around one of your dinner plates on a piece of paper and cut it out) Add your favourite pizza toppings then cut it in half using a ruler to draw the line first. How many pieces do you have now? If you cut each piece in half again this means you will have 4 quarters. 2 halves and 4 quarters make 1 whole.</p>	<p><b>Number problems</b></p> <p>Can you solve these number problems?</p> <p>Max had 15 slug sausages. He gave 3 to his friend. How many were left? (15-3=12)</p> <p>Max bought 12 butterfly cakes. His friend gave him 7 more. How many did he have? (12+7=19)</p> <p>Can you write your own number problems?</p>	<p>Play <b>Count the Yeti</b>, gold level on Top marks.</p> <p>This is a fun game for you to play today to see how quickly you can count up to 10? Do you need to count each yeti or do you know how many there are just by looking at them? Can you beat Mrs Mayes score of 7125</p>	<p><b>3D Shapes</b></p> <p>Go on a hunt around your home and garden to find as many different objects as you can that are 3D shapes. Can you find a cylinder, sphere, cube, cuboid and cone? Once you have collected at least 10 objects place them on the floor and cover them with a piece of material. Ask your grown up to remove one. Can you guess which one is missing?</p>	

<p><b>Phonics</b></p>	<p>Can you remember any two syllable words? E.g. laptop, backpack, toothbrush, letterbox, lighthouse.</p> <p>With a partner take it in turns to write a two syllable word on a piece of paper. Can your partner read it?</p> <p>Now play splat with your two syllable words. When the adult calls out a word how quickly can you splat it!</p> <p>Challenge: Can you write a sentence that includes a two syllable word.</p>	<p>Quick write tricky words. Adult to call out a range of tricky words. Can you write them down spelling each one correctly?</p> <p>Play Rocket Rescue Phase 4 Phonics Play – children write the word on own WB before adult writes it in the box.</p>  <p>Challenge: Can you choose 3 of the words and write a sentence with each of them in?</p>	<p>Today can you read the interactive story on Phonics Play, phase 4 'What did you put in my lunchbox?'</p>  <p>Challenge: When you have read the story can you add a page to the book writing down what you would put in your lunchbox?</p>	<p>Play tricky word noughts and crosses. Each player chooses a tricky word and uses this in the grid instead of a nought and a cross. Repeat using different tricky words,</p> <p>Write 6 tricky words on separate pieces of paper and ask someone to hide them in the house for you. When you have found each word can you read it?</p> <p>Challenge: Can you write a sentence that has a tricky word in it?</p>	<p>How many words can you think of with the digraph 'ai' in them e.g. rain, train, pain.</p> <p>Adult models creating a digraph spider. First draw a circle in the middle of the paper and write the digraph 'sh' in the middle. As you think of a word draw a leg on the spider and write the word next to it.</p>  <p>Challenge: Can you write your own spider choosing a digraph to place in the spider's body?</p>
<p><b>Afternoon Activities</b></p>	<p><b>Fine Motor Activity</b> <b>Create a 3D monster.</b></p> <p>You will need, salt dough or play dough and a range of resources to add detail e.g. buttons, sequins, matchsticks, feathers etc.</p> <p>Can you draw your idea first before making it? Will your monster be kind or mean? Be as creative as you can!</p> 	<p><b>Art</b></p> <p>Today can you make a marbled spider web and a hand print spider? To make your web you will need a marble, paper, paint and a tray. Place the paper in the tray then roll your marble in some paint. Place it on the paper then move the tray up and down and from side to side to create your web. While it is drying can you make a handprint spider like the one in this picture?</p>  <p>Now add it to your web?</p>	<p><b>Welly Wednesday</b> </p> <p>Talk about why spiders make webs? What are they made of? How do spiders make them? Using objects you can find in your garden (sticks, grass, leaves) can you make a spider web? Can you remember what shape a spider web is?</p> <p>Take a photo of your spider's web. Was it hard/easy to make? What do you think about spiders and how hard they must work to make their webs?</p>	<p><b>The World</b> </p> <p>Log in to Developing Experts (Your Login is the first 3 letters of your name and your surname) <a href="https://www.developingexperts.com/">https://www.developingexperts.com/</a></p> <p>Click on lessons and complete Lesson 2:</p> <p><b>Learn about insects and invertebrates.</b></p> <p>Watch the whole presentation and complete the assignment to build a bug hotel.</p>	<p><b>Music</b></p> <p>Today we are going to learn another song linked to our new project called 'Bug song' but we need to warm up our voices first</p> <p><a href="https://www.youtube.com/watch?v=K5ibRYDBFTw">https://www.youtube.com/watch?v=K5ibRYDBFTw</a></p> <p>'Bug song' is sung to the same tune as 'The wheels on the bus.' (See words in separate attachment.) Can you make up different actions for each verse? When you have learnt the song perhaps you can perform it to someone in your family.</p>