


















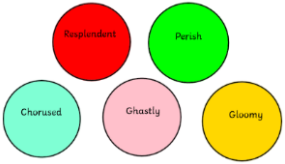





Year 4 Home Learning



	Monday	Tuesday	Wednesday	Thursday	Friday
English	Plan	Beginning	Middle:	Ending:	Perform
Narrative writing	<p>Last week, you listened to Mac Martin's story 'The River' and you came up with a river setting and character for your own story. This week you will be writing your own river story using the character and setting that you created last week.</p> <p>Let's start planning!</p>  <ul style="list-style-type: none"> • Create your own storyboard for your river story. • What happens to your character? What does your character see along the river? • What problem does your character encounter? • Ensure your story has a beginning, middle (problem) and ending  <p><u>Why not try?</u></p> <p>Plan a story using the river you researched last week and the character you invented.</p>	<p>Have a go at writing the beginning of your story! Think about how you are going to describe the setting and the character.</p>  <p>How will your story begin? With speech? With action? What is the title of your story?</p> <p>Things to include in your writing:</p> <ul style="list-style-type: none"> • Expanded noun phrases • Character and setting description (think about using your senses) • Powerful verbs to describe the river • Challenge: Can you use any similes/metaphors? <p>Listen to the sound of the river below to help get your creative juices flowing!</p> <p>https://www.youtube.com/watch?v=IvjMgVS6kng</p> <p><u>Why not try?</u></p> <p>Write the first three sentences of your story and see how many of these verbs you can use to describe the river and the boat.</p>	<p>Have a go at writing the middle of your story! Remember to refer back to your plan that you wrote on Monday to see what you are going to write about next.</p> <p>What is going to go wrong for your character? Are they going to get lost? Are they going to find a hole in their boat?</p>  <p>Things to include in your writing:</p> <ul style="list-style-type: none"> • Direct speech (does your character say anything? Does he meet anyone?) • Think about varying your sentence starters like you practised last week: <ul style="list-style-type: none"> • Use an adverb e.g. Interestingly, I saw.. • Use a verb with +ing e.g. Flowing downstream I saw... • Using a verb with +ed e.g. Amazed, I turned around and saw.. • Use a prepositional phrase e.g. Under the water there was... • Use a simile e.g. Like a mirror, the river reflected <p><u>Why not try?</u></p>	<p>Have a go at writing the ending of your story! Will you have a happy ending? A sad ending? A surprise ending?</p>  <p>Use the link to get an idea of more ways to end your story!</p> <p>https://www.bbc.co.uk/programmes/articles/59ht8jYKGg7KfnXGMD0cVgs/10-tips-to-bring-your-story-to-its-perfect-conclusion</p> <p>Things to include in your writing:</p> <ul style="list-style-type: none"> • A range of punctuation (! " " ?) • Powerful verbs • Coordinating conjunctions (FANBOYS)  <p>Expanded noun phrases</p> <p><u>Why not try?</u></p> <p>Write the next 5 sentences of your story.</p>	 <p>Proofread through the story you have written this week and see if there are any areas to improve/correct.</p> <p>Then read aloud your story to a member of your family. Make sure you use lots of expression!!</p> <p><u>Why not try?</u></p> <p>Read aloud the story you have written so far with lots of expression. Check all of your capital letters and full stops have been added.</p> 

	<p>Write a sentence about what happens at the beginning of your story, in the middle and at the end.</p> <div style="text-align: center;">  </div> <p>Alternatively, if you want to retell Mac Martin's story that we read last week you can! https://www.youtube.com/watch?v=IXz9EqKC63g</p> 	<p style="text-align: center;">River</p> <div style="border: 1px solid black; padding: 5px; text-align: center;"> <p>flowed rippled surged gushed</p> <p>gurgled babbled cascaded</p> <p>roared trickled swirled moved</p> </div> <p style="text-align: center;">Boat</p> <div style="border: 1px solid black; padding: 5px; text-align: center;"> <p>drifted glided rocked sailed</p> <p>floated coasted hurtled raced</p> <p>travelled wafted shuddered</p> </div>	<p>Have a go at giving your character some speech that he/she might say on the boat.</p> <p>First draw a picture of your character on the boat and then add a speech bubble to his/her mouth and write down what he/she says.</p> <div style="text-align: center;">  </div> <p>Then add this to your story using speech marks!</p> <p>Watch this clip if you need to refresh your memory on how to do this! https://www.bbc.co.uk/bitesize/clips/zvftsbk</p>	<p>What does your character see along the river?</p> <p>Does your character encounter any problem along the way?</p> <p>See if in each sentence you can include one of the coordinating conjunctions below:</p> <div style="border: 1px solid black; padding: 5px; text-align: center;"> <p>a n d s o b u t y e t o r</p> </div>	
<p>Spelling</p> <p>Spelling: Use your spelling lists to complete the following activity: Hangman!</p>	<p>Spelling words: bicycle, breath, build, busy, business</p> <p>Alternative spelling group: Words ending in +al metal, pedal, local, animal, capital</p> 	<p>Write each spelling word in a sentence, draw a picture to represent each word.</p> 	<p>Create a spelling scribble</p> 	<p>Play a game of pictionary with a member of your family - you must be able to spell the word when you guess it!</p> 	<p>Complete a spelling dictation test with someone else in your house - how many words can you spell correctly?</p> 
<p>Reading</p> <p>Read the next couple of pages of your reading book...</p>	<p>Can you pick out some words you haven't heard before and find out their meaning? Can you make an action so that you remember them?</p>	<p>Can you and someone else in your house play word splat with the new words you have found using your actions? Do you have any more you can add?</p>	<p>What do you predict is going to happen next in the story? Use evidence from the text to explain your answer!</p>	<p>Can you find any powerful words in your text? Write them down and look up their meaning in a dictionary so you can use them in your writing in the future.</p>	<p>Can you summarise what you have read this week? What are</p>

			 <p>P</p>	 <p>V</p>	<p>the main things that have happened?</p>  <p>S</p>
--	---	---	--	--	---

Maths


Multiplication and division - worksheets found on Showbie

If you have more than 10 ones remember to exchange! This is the same for the tens and hundreds column!

When dividing if you might need to exchange one 10 for 10 1's!

L.O: To multiply a 2 digit number by a 1 digit number

White Rose, Summer term, week 3




<https://whiterosemaths.com/home-learning/year-4/>

Why not try:

Can you use a place value chart and draw counters to work out these multiplication number sentences?

Hundreds	Tens	Ones

If you are multiplying by 3 you need to draw the number 3 times and then start by counting the ones!



$12 \times 3 =$
 $22 \times 2 =$
 $31 \times 3 =$
 $23 \times 3 =$
 $14 \times 3 =$

L.O: To multiply a 3 digit number by a 1 digit number


White Rose, Summer term, week 3

<https://whiterosemaths.com/home-learning/year-4/>

Why not try:

Again, using a place value chart can you work out these multiplication number sentences? This time we will be using all three place value columns!

Hundreds	Tens	Ones



$123 \times 2 =$
 $112 \times 3 =$
 $214 \times 2 =$
 $111 \times 4 =$
 $117 \times 2 =$


L.O: To divide a 2 digit number by a 1 digit number

White Rose, Summer term, week 3

<https://whiterosemaths.com/home-learning/year-4/>

Why not try:

Like when we multiply, we can use a place value grid to divide. Spit your grid into how many equal parts you are dividing by and then equally share your number into the chart. It would be great to make the place value counters for each number so you don't forget what you have already shared!



$33 \div 3 =$
 $22 \div 2 =$
 $48 \div 4 =$
 $42 \div 2 =$
 $66 \div 3 =$


L.O: To divide a 3 digit number by a 1 digit number

White Rose, Summer term, week 3

<https://whiterosemaths.com/home-learning/year-4/>

Why not try:

Like yesterday, try to make your place value counters to answer these number sentences!



$248 \div 2 =$
 $333 \div 3 =$
 $488 \div 4 =$
 $822 \div 2 =$
 $639 \div 3 =$

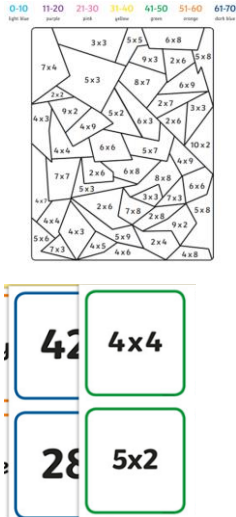
Friday maths challenge!






Can you make a times table or division game?

You could make a game of times table snap... to play, one person has number sentences on their card and the other has answers. When the number sentence matches the answer you say snap!

You could also make a board game or maybe even a colour by multiplication or division.

If you feel confident try to challenge yourself and use 3 digit numbers!



<p>Afternoon Activities:</p> <p>TopicL Water Cycle Song</p> <p>Science: Developing Experts Lesson 4</p> <p>PE: Cosmic Kids Yoga</p> <p>Geography: Water pollution</p> <p>Computing: Coding</p>	<p style="text-align: center;">Topic</p> <div style="text-align: center;">  <p>The Water Cycle (Sing to the tune of 'The Wheels on the Bus'.)</p> </div> <p>This week we have a topic challenge for you! The water cycle song!</p> <p>Can you create your own song to describe how the water cycle works? https://www.twinkl.co.uk/resource/t-t-289762-the-water-cycle-song-powerpoint</p> <p style="color: red;">This can also be found on Showbie!</p>	<p style="text-align: center;">Science</p> <p>Log in to Developing Experts https://www.developingexperts.com/</p> <p>Complete Lesson 4: : Diluting and dissolving</p> <p>Watch the presentation and complete the mission assignment by making a bubble wand!</p> <div style="text-align: center;">  </div>	<p style="text-align: center;">P.E</p> <p>For your second Wellness Wednesday, can you complete another 'Cosmic Kids' Yoga video?</p> <div style="text-align: center;">  </div> <p>https://www.youtube.com/user/CosmicKidsYoga</p>	<p style="text-align: center;">Geography</p> <p>https://www.bbc.co.uk/programmes/p05qc8ws</p> <div style="text-align: center;">  </div> <p>Research 5 ways the water cycle is being affected by pollution and create a poster. You can use the link below to help you with this:</p> <p>https://www.ducksters.com/science/environment/water_pollution.php</p> <p>Can you add to your poster any ideas you have to prevent water pollution?</p>	<p style="text-align: center;">Computing</p> <p>Can you use the 'hour of code' website to complete another coding challenge?</p> <div style="text-align: center;">  </div> <p>https://hourofcode.com/uk/learn</p>
--	---	---	---	--	---