








Evergreen Nursery Home Learning



08.06.2020	Monday	Tuesday	Wednesday	Thursday	Friday
------------	---------------	----------------	------------------	-----------------	---------------

This week our learning will be based around the story 'The Very Busy Spider' by Eric Carle.

<p>AM</p>	<p>Share the story</p> <p>Read the story 'The Very Busy Spider' with your grownup. If you do not have the paper copy of the story, here is a link to the story on YouTube:</p> <p>https://www.youtube.com/watch?v=TfL0g-XRxnA</p> <p>Talk to your grown up about the story. What did part did you like best? Have you ever seen a spider's web before? Did you know that spider's spend a long time making their webs?</p> 	<p>Counting with bugs</p> <p>Watch the 'counting with bugs' song with your grown up:</p> <p>https://www.youtube.com/watch?v=F1OLRMw5E</p> <p>Listen to it again. Can you join in with the counting this time?</p> <p>Can you find ten of your toys? Put them in a line and count them carefully. How many will you have if you add one more toy?</p> 	<p>Where do they live?</p> <p>In the story 'The Very Busy Spider', we learnt that spiders make themselves a web to live on.</p> <p>Talk to your grown up. Do you know where other mini beasts live, like bees, woodlice, caterpillars, worms? Talk about your ideas with your grown up.</p> <p>Together with your grown up, look in a book or on the internet and see if you can find out where different mini beasts live.</p> 	<p>Look at the sound 'u'</p> <p>This week we are looking at the sound 'u'. Listen to the Jolly Phonics song for the sound 'u' and see if you can join in with the words:</p> <p>https://www.youtube.com/watch?v=fi-sX67q9HY</p> <p>Practice saying the u-u-u sound out loud. Can you do the action for the 'u' sound a pretend you are putting an umbrella up on a rainy day? Talk to your grown up, and see if you can think of any words together that start with the 'u' sound.</p> 	<p>Incy Wincy Spider</p> <p>The song 'Incy Wincy Spider' is about a spider, just like the one in the story.</p> <p>Listen to the song 'Incy Wincy Spider' and see if you can join in with the singing.</p> <p>https://www.youtube.com/watch?v=TMfPKUz3hvE</p> <p>Can you think of some actions to the song using your hands? Maybe you could teach your family the actions that you have thought of.</p> 
------------------	---	---	--	---	---

PM

Mini beast picture

With your grown up, have a look at some pictures of some mini beasts.

Can you choose two or three that are your favourites?

Now, can you draw your favourite mini beasts and make a mini beast picture. Where do you think they'd like to live?

Adults, encourage your child to use appropriate colours in their drawing e.g. green for grass, brown for soil.



 showbie


Spider hunt

In your garden, or out on a walk, go on a spider hunt!

See if you can spot any spiders about.

Are they big, or are they small? Can you spot any spiders webs? Can you count how many legs the spiders have? Can you count 8 legs?

Ask your grown up to help you make a tally chart for how many spiders, or other bugs, that you find.



Make a spider

Using either playdough, plasticine, or salt dough (there's some easy recipes online if you don't already have any), can you make a spider?

You can decide if your spider is a big one or a small one. But make sure you roll out the dough and count to make sure that your spider has 8 legs!



Spider's web

Using a paper plate, or a piece of cardboard cut into a circle, make a spider's web.

To do this, you need to punch some holes all around your plate or cardboard, and carefully thread some string or wool through the holes to make a web.



Spider snacks

Using anything edible you have at home, can you make your own spider snacks?

You could use grapes, raisins, crackers. Lay out the food on your plate and see if you can create a body and 8 legs for your spider.

Then eat your snack!

Maybe you could help your grown up to prepare some spider snacks for you whole family?



