








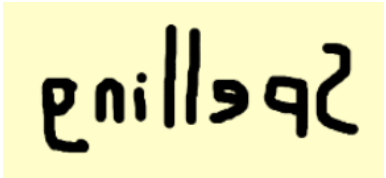












Year 4 Home Learning



	Monday	Tuesday	Wednesday	Thursday	Friday
<p>English</p> <p>Newspaper Reports</p> <p>Recently, you learned about the different features of a newspaper report.</p> <p>This week, we will be writing our own!</p>	<p>LO: Plan your newspaper report: In 2014, a man set a record to become the first person to cycle along a famous Scottish mountain, more than 3000 metres high. Click on the link below to watch him in action! https://www.bbc.co.uk/programmes/p0291ryz</p>  <p>This week we will be writing a newspaper report about this amazing achievement but first we need to plan it.</p> <p>In your Showbie Account in 'English resources', you will find a planning template which you can use to help you plan your report.</p> <p>Remember to give your newspaper report a catchy headline.</p> <p>E.g Danny's Risky Ride!</p>  <p>Why not try? Watch the video above and afterwards, see if you can answer these questions. You can record the answers on the 'Why not try' activity sheet in your Showbie account.</p> <p>Who was the video about? Where did the event take place? What happened in the video?</p>	<p>LO: To write the lead paragraph for your newspaper report: Using your planning template from yesterday, have a go at creating your lead paragraph for your newspaper report. Remember to include each of the 5 W's in your paragraph!</p>  <p>Things to include:</p> <p>Who was the video about? Where did he cycle? What did he do? When did he do this? Why was it so impressive?</p> <p>Reminder: Don't forget to include at the top of the page your headline.</p> <p>Why not try? Draw 3 pictures of your favourite moments from the video. Afterwards, write a caption underneath each one to explain what is happening in the picture. See if you can use any interesting verbs to describe Danny's bike ride! e.g. Danny trudged up the steep, crumbly mountain.</p> 	<p>Sports Day!</p> <p>Today is Sports Day! Have a go at the various challenges below!</p> <p>Miss O'Grady's Challenge!</p>  <p>Water Bucket Relay: How long does it take to fill up a bucket of water from one end of the garden to another? Can you do it in under 2 minutes?</p> <p>What you'll need: Two buckets (one filled with water and one empty) A cup to carry the water in A stopwatch</p> <p>Mrs Taylor-Brown's Challenge:</p>  <p>Rubbish bin basketball! Who can shoot the crunched up paper into the bin first?</p>	<p>LO: To write the main body of the report: We will be writing the main part of the report over the next two days and will split it into 3 paragraphs:</p> <p>1st paragraph- What did he have to do first on his journey up the mountain? Did he need to travel across anything to get to the mountain?</p> <p>2nd paragraph- What was the journey like on his way up the mountain? Did he need to carry much with him?</p> <p>The link below will give you a bit more detail about what his journey up the mountain was like: https://www.bbc.co.uk/programmes/p027s6tx</p> <p>Features to include:</p> <p>3rd person Past Tense Fronted Adverbials Why not try? Write a paragraph about what happened in the video you watched on Monday and focus on using a fronted adverbial to begin your paragraph.</p> <p>Use the examples below to help you:</p> <p>Determined,... As quick as a flash,... Carefully,... Bravely,... On top of the mountain,...</p>	<p>LO: To use direct speech or reported speech in the report: Today we will be writing our 3rd paragraph in our main body of the report.</p> <p>Explain what Danny did when he got to the top of the mountain and what he did next.</p> <p>Try to include direct speech or reported speech in this paragraph</p> <p>e.g. Cyclist Danny MacAskill spoke proudly of the day he cycled across the ridge. 'The view from the top was breathtaking!' he cried.</p> <p>Why not try? In your Showbie account you will find some photos from Danny's cycle up the mountain. Think about what Danny might have said in each photograph and then write a sentence below each photograph using direct speech!</p> <p>E.g. 'I found the rowing really exhausting,' said Danny.</p> 

<p>Spelling</p>	<p>Spelling words: guide, heard, heart, height, history</p> <p>Alternative spelling group: nation, fiction, station, section, action</p> <p>Play hangman with another member of your household!</p>	<p>Can you write down each spelling using all the colours of the rainbow?</p> 	<p>Miss Jones' Challenge!</p>  <p>Build a shoe tower! Build the tallest tower you can using as many shoes as you can. You could work with a member of your household to build one tower or challenge each other to build the tallest tower!</p>	<p>Have a go at writing your spelling words forwards and backwards!</p>  <p>!</p>	<p>Make a spelling word search!</p> 
<p>Reading</p> <p>We are reading: The Lighthouse Keepers Lunch</p>	<p>Listen to the story, 'The Lighthouse Keepers Lunch' https://www.youtube.com/watch?v=46wCRq5OWwg</p> <p>Today, we are going to look at vocabulary.</p> <p>1) What does 'perched' mean on page 1? 2) In the book it says 'Mr Grinling was a most industrious lighthouse keeper, come rain or shine he tended his lights.' What does industrious mean?</p> 	<p>Read the text from the story below and use your inference skills to answer the questions:</p> <p>How did Mr Grinling feel when he saw the seagulls eating his lunch?</p> <p>Did Hamish the cat like the idea of him guarding the lunch? How do you know?</p> <p>How was Mr Grinling feeling at the end of the book when he saw the seagulls eating someone else's lunch?</p> 	<p>Miss Loanes Challenge</p>  <p>How many empty bottles can you knock over by rolling an orange or potato?</p> <p>Mrs Tollhurt's Challenge:</p>  <p>How quickly can you move a biscuit from your forehead down to your chin using only your face muscles?</p>	<p>Listen to the story carefully and see if you can retrieve the answers to these true or false questions....</p> <p>True or False...</p> <p>Hamish did a great job at guarding the lunch</p> <p>Mrs Grinling came up with the idea to make mustard sandwiches.</p> <p>Mrs Grinling sent the mustard sandwiches to Mr Grinling on a Friday morning</p>  	<p>I have had a go at summarising the story we have been reading this week.</p> <p>Can you summarise in 15 words?</p> 

Maths

All worksheets found on Showbie

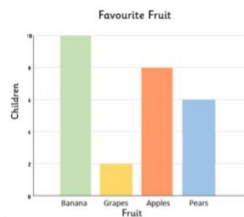
White rose week 10

L.O: To interpret charts

<https://whiterosemaths.com/homelearning/year-4/> (week 10)

Why not try:

Have a go at reading the bar chart to answer the questions on showbie. Remember if a question asks 'how many more children liked bananas than apples' you will need to first of all see how many children liked each fruit and then find the difference!



- 1) What is the favourite fruit?
- 2) How many children chose apples as their favourite fruit?
- 3) How many children chose grapes as their favourite fruit?
- 4) How many children chose pears as their favourite fruit?
- 5) How many more children chose bananas as their favourite fruit than apples?

Challenge: Can you write your own question about the bar chart and answer it?

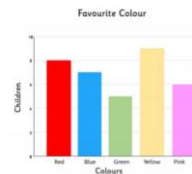
L.O: To compare charts

<https://whiterosemaths.com/homelearning/year-4/> (week 10)

Why not try:

Today you need to use the bar chart to find the difference in the number of children that like each colour.

Work out how many children like each colour first as this will help you answer the questions. Remember, if a bar is between 2 numbers you will need to find the number in the middle. For example, the green bar is between 4 and 6... which number falls between 4 and 6?



- 1) What is the favourite colour?
- 2) How many children like red more than blue?
- 3) How many children like yellow more than pink?
- 4) How many children like red more than green?
- 5) How many children like yellow more than green?

Challenge: Can you write your own comparison question about the bar chart and answer it?

Mrs Trueman's challenge:



Can you use static electricity to make a balloon stay in your hair whilst walking around your room or garden? You could challenge a member of your household to see who can walk the fastest without the balloon falling!

Mrs Brown's Challenge:



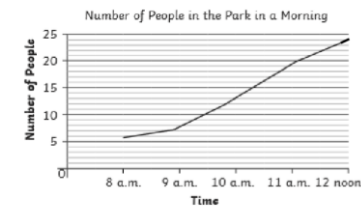
Catch and clap challenge - how many times can you throw a ball up, clap once and catch it?

L.O: To recognise line graphs

<https://whiterosemaths.com/homelearning/year-4/> (week 10)

Why not try:

Use a ruler to read the line graph to see how many people were in the park each hour. Make sure you look carefully at the 'number of people' axis, the little lines show intervals of 1.



- 1) How many people were in the park at 8am?
- 2) How many people were in the park at 9am?
- 3) How many people were in the park at 10am?
- 4) How many people were in the park at 11am?
- 5) How many people were in the park at 12 noon?

L.O: To read line graphs

<https://whiterosemaths.com/homelearning/year-4/> (week 10)







Video link:

Why not try:

Complete the worksheet to see how far a family cycled. The intervals this time go up by 100 each time!



- 1) How far had the family cycled in 10 minutes?
- 2) How far had the family cycled in 20 minutes?
- 3) How far had the family cycled in 30 minutes?
- 4) How far had the family cycled in 40 minutes?
- 5) How far had the family cycled in 50 minutes?
- 6) How far had the family cycled in 1 hour?

<p>Afternoon Activities:</p> <p>Art:</p> <p>Science: Dev. Experts- Electricity</p> <p>PE: Water cycle dance</p> <p>Geography:</p> <p>River Collage</p> <p>RE: Sikhism and equality</p>	<p style="text-align: center;">Art</p> <p>Katsushika Hokusai was a Japanese printmaker and painter. He created this famous wood -block print below called 'The Great Wave.'</p>  <p>https://www.youtube.com/watch?v=NcO1WBmXpLE</p> <p>Find out how to draw this amazing print by watching the tutorial above!</p>	<p style="text-align: center;">Science</p> <p>Log in to Developing Experts https://www.developingexperts.com/</p> <p>Lesson 4: 'Explain how to recognise some common conductors and insulators.'</p> <p>Watch the presentation up to slide 19. Use the simulator on slide 18 to explore which materials conduct electricity.</p>  <p>Create a poster to explain what materials are conductors of electricity.</p>  <p>You can also use page 11 of your electricity ebook in your Showbie account to help you with this task!</p>	<p style="text-align: center;">P.E</p> <p style="text-align: center;"><u>Miss Paterson's Challenge:</u></p> <p>The object of this game is to dress and undress as quickly as possible.</p>  <p style="text-align: center;"><u>How to play:</u></p> <ol style="list-style-type: none"> 1) Pile 10 items of clothing (per person) at the opposite end of your garden or room (e.g. hats, scarves, t-shirts) 2) When someone says 'go' you (and a member of your household) need to run as fast as you can to the clothing and put them all on as quickly as possible. 3) Once the clothing is on you must run back to where you started and sit down. First person back is the winner! 	<p style="text-align: center;">Geography</p> <p style="text-align: center;">The journey of a river</p> <p>https://www.bbc.co.uk/bitesize/topics/z849q6f/articles/z7w8pg8</p> <p>Have a go at creating a collage to show the journey of a river from the source to the mouth.</p>  <p>Label your collage with these geographical key words that we have learned so far in our 'Rivers' topic.</p> <p style="text-align: center;">mouth channel source mountain sea meander delta</p> <p>You can use your Geography knowledge organiser which is in your Showbie account to help you with this activity too!</p>	<p style="text-align: center;">RE</p> <p style="text-align: center;">Key question: How do Sikhs put their beliefs about equality into practice</p> <p>Watch this video and see if you can answer the key question:</p>  <p>https://www.bbc.co.uk/teach/class-clips-video/religious-studies-ks2-what-is-sikhism/zn4h382</p> <p style="text-align: center;">The focus of Sikh life is to establish a firm relationship with God. There are many aspects of Sikh life, but the primary focus is equality and the oneness of humanity. This belief forms the basis of Sikh worship and practice.</p>
--	--	---	---	--	--