



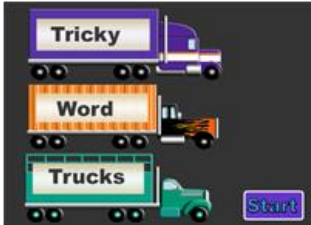







Reception Home Learning



20.4.2020	Monday	Tuesday	Wednesday	Thursday	Friday
<p>Hello Reception, this is the start of the Summer term so we are beginning our new topic 'From a Little Seed'. The first part of this topic focuses on Minibeasts then we will be learning about growing.</p> <p>This week we will be focusing on a non-fiction text called 'My First Book of Garden Bugs'. You can watch this book being read on you tube https://www.youtube.com/watch?v=M3hykeXks4A</p> <p>If you have any other books at home about bugs / insects you can also use these to help you with your learning this week.</p>					
Literacy					
	<p>Watch the book being read on you tube and/or read some of your own.</p> <p>Draw your favourite minibeast and label its body parts. Challenge: Write a sentence about why it is your favourite minibeast.</p> <p>Don't forget to use finger spaces, correct letter formation and to sound talk your words.</p>	<p>Can you make your own Top Trump Card? Begin by drawing a picture of a minibeast, write a caption above it, e.g. It is a spighder' then write a fact about it.</p> <p>Challenge: Can you write 3 or more facts about your minibeast E.g. It has 8 legs. It likes to spin webs. It can be black and hairee.</p>	<p>Can you create a minibeast fact poster?</p> <p>Divide your paper into four sections. Draw a different minibeast in each section and label it. Challenge: Can you write one amazing fact about each one underneath.</p>	<p>Can you tell your adult what the differences are between a fiction and a non-fiction text</p> <p>Can you make your own non-fiction Minibeast book?</p> <p>Draw a front cover and choose a title for your book. Then add as many pages as you would like to create your book. Don't forget to add a contents page.</p>	<p>Play what I am?</p> <p>Can you describe a minibeast to a member of your family without telling them what it is called? Can they guess what it is from your clues?</p> <p>E.g. It is red with black spots. It can fly. What is it?</p>
Maths Weight					
	<p>Watch the video 'Weight for Kids periwinkle' on You tube https://www.youtube.com/watch?v=ybEU-6U7s8k</p> <p>Can you go on a hunt around your house for objects that are heavy and objects that are light?</p>	<p>Play 'Heavier or</p> <p>Find one object from your bedroom. Then roll a dice. If you land on 1, 2 or 3 can you find an object that is lighter than the one you found? If you roll a 4, 5 or 6 can you find an object that is heavier? Repeat this game in each room of your house.</p>	<p>Bak</p> <p>To be able to bake we need to follow a recipe and weigh out the ingredients accurately. Choose a recipe with your adult and help with weighing the ingredients and of course actually making what you have chosen to bake.</p>	<p>Play 'Which is the heaviest?'</p> <p>Ask your adult to collect a bag of 5 objects from around the house. Your challenge is to order them from the lightest to the heaviest.</p>	<p>Log on to Education City on the internet and play the game 'Extra Baggage'</p> <p>Can you read the scales accurately?</p>



Phonics	<p>Play Quick write with tricky words (words that you may use in your writing) E.g. was, the, like my etc. Adult says a word child writes it down.</p> <p>Look at a picture this can be in a book, one of your family or one on the internet. Talk about what you can see in the picture try to use descriptive language. Can you write a sentence independently about the picture?</p> <p>Challenge: To write longer sentences using descriptive words.</p>	<p>Can you remember what a two syllable word is? We describe it as two words joined together.</p> <p>Can you brainstorm some two syllable words?</p> <p>E.g. lighthouse, sandwich, pondweed, laptop, backpack.</p> <p>Now choose one of these words and put it in a sentence? Now write the sentence down.</p> <p>Challenge: To write a sentence for each word you brainstormed.</p>	<p>Reading tricky words. How many can you read in one minute? Play Tricky Word Trucks Phase 3 on Phonics Play on the internet.</p>  <p>A tricky word (and other HFW) flashcards game. Great for: Practising reading tricky words.</p> <p>Challenge: If you found this easy then try phase 4.</p>	<p>Go on you tube and join in with the Phase 3 and then 4 tricky word song.</p> <p>Ask your adult to say a tricky word. Then can you make up a sentence verbally with that word in it?</p> <p>Play 'Picnic on Pluto' Phase 4 on Phonics Play.</p>  <p>A version of 'Buried Treasure'. Blend to read the words on the snacks. Are they real or fake? Great for: Practising blending</p>	<p>Play bingo with digraphs and trigraphs. Divide your paper or whiteboard into four sections and write a digraph or trigraph in each one. Choose someone to be the bingo caller. Repeat the game.</p> <p>Can you read these words containing digraphs; queen, chuck, thing, haircut, goat, arch. (Adult to write them out)</p> <p>Challenge: Can you write sentences with words in that contain digraphs/trigraphs?</p>
Afternoon Activities	<p>Fine Motor Activity</p> <p>Using a paper plate (or a piece of card cut into a circle) and some string or wool can you weave a spiders web?</p> 	<p>Art</p> <p>When you go out in your garden can you find a pebble?</p> <p>Can you turn your pebble into a minibeast?</p> 	<p>Welly Wednesday</p> <p>Watch  https://www.youtube.com/watch?v=KPUazqh63kE</p> <p>What did you learn about ladybirds from this video?</p> <p>Go on a minibeast hunt in your garden then make a home for a minibeast using as many different natural materials as you can find.</p>	<p>The World</p> <p>Go on a scavenger hunt. You can keep it really simple - look out for different colours or textures in nature, or hunt for seasonal signs such as spring blossom or new leaves. Challenge: If you have a matchbox you could see how many tiny natural objects you can find to fit inside it!</p>	<p>Music</p> <p>Do you know any songs about minibeasts? What about 'Incy wincy spider' and 'There's a worm at the bottom of the garden'.)</p> <p>You could join in with Mr Tumble and learn how to sign too! </p> <p>https://www.youtube.com/watch?v=AqchPrhezXQ</p>