




Year 3 Home Learning



Well done for all your hard work last week, you all did a great job!

Remember to look for the  icon. This is the piece of work we would like you to upload on Showbie. Remember to stay safe, have fun and keep smiling!
Remember if you find the task a little too challenging, complete the green 'Why not try?' task instead.

06.07.2020	Monday	Tuesday	Wednesday SPORTS DAY	Thursday	Friday
------------	--------	---------	--------------------------------	----------	--------

9:00 Live Joe Wick's PE class (Monday and Wednesday)

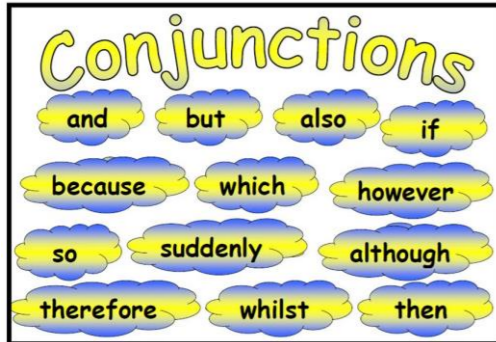
English

This week we are going to continue to look at the information texts taken from the book 'Lesser Spotted Animals 2' by Martin Brown (illustrator of Horrible Histories)

Silent consonants are letters that become silent when combined with other letters. For example: w in wrist, k in knock, b in thumb. Read the words and put a ring around the word that has a silent consonant letter in the following sets of words.

- climb, bake, look,
- beast, cupboard, sit
- autumn, fan, mum
- long, knock, pe

LO: To use conjunctions to extend ideas.



Today you are going to write sentences about your animal which you can use at the end of the week in your information text.

To extend your sentences you are going to use the **conjunctions** above. You will need to think carefully about the information you would like to give the reader and then the conjunction you are going to use in each sentence. You may also want to include the key words from last week.

Remember to record your information in the present tense, as if the animal is alive now.

Write 13 sentences using a different conjunction each time.

For example:
It has large, razor sharp teeth **which** enable it to gnaw through wood.

Why not try?

Write the sentences below with the correct spelling- Choose the correct spelling from the highlighted words.

- The new girl at school made **frens** **friends** quickly.
- James left his **ombrella** **umbrella** on the **bus** **bos**.
- The audience **laffed** **laughed** at all the funny things the actors **sed** **said** **sead**.
- Rachel needed to **wosh** **wash** her bicycle.

LO: To edit and improve.

Your challenge today is to improve your work from yesterday, editing things you have already written and adding in things to make it sound even better. First, read through your work- can you improve any mistakes? Now, have a go at editing your work with the things listed below.

Add in 5 Adjectives
Adjectives describe a noun. Find a noun in your work- can you add in an adjective?

Add in 5 Adverbs
Adverbs describe a verb(action word). Find a verb in your work- can you add in an adverb?

Add in 2 conjunctions
Can you add 2 of the conjunctions below to your writing to give more information?
because, so, while, when

Up-level 5 words that you have used
Choose 5 words that you think you can replace with a more exciting synonym.
e.g. big – enormous

Add in missing punctuation (if there is any)
Challenge- Can you include full stops, commas, exclamation marks and question marks in your information text? You may have to write a whole new sentence to complete this challenge.

Improve spelling
Use a dictionary to check spellings you think might be incorrect or ask an adult to underline words that are incorrectly spelt.

The staff in year 3 and 4 have set you some sports day challenges! Have a fun filled day, try your best and good luck!

We have created a record sheet for you to record how you get on with each activity. This will also explain the activities in more detail.

Have fun!



Odd one out- Can you identify the 'odd one out' in the words below? There could be more than one. For example: dog, cat, donkey, dragon
It could be 'cat' because it starts with a 'c' or it could be dragon because it is mythological

- car, aeroplane, truck, bus, train
- love, hatred, fear, greed, anger

LO: To plan an information text.

Today you are going to plan your information text using all the work you have completed this week and last week, as well as using the structure of the 'Cuban Solenodon' information text.

Using the planning format, can you record notes of what you will include in your information text? Use the key questions in the left column to help you.

Challenge: Can you include your spellings for this week in your information text?

Why not try?

Read through the example plan about my Owlhog. Use this to help you think about what information you would like to include about your animal.

Odd one out- Can you identify the 'odd one out' in the words below? There could be more than one. For example: car, aeroplane, truck, bus, train

It could be 'aeroplane' because it flies, or it could be train because it is guided by rails or truck because it is not for passengers.

- banana, tomato, peach, apple, pear
- Jack, Pete, Lucy, Tom, Liam

LO: To write an information text.

Today you are going to create your information text about your unique animal.

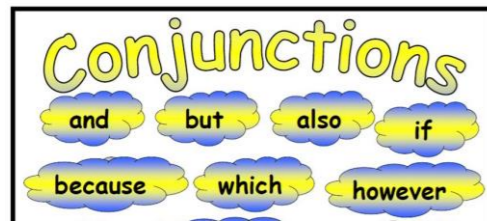
Have a read through of the 'Cuban Solenodon' information text as this is what you are going to base your information text on. You will need to use a similar structure and language choices in your information text.

To create a successful information text you will need to include:

- Title
- Paragraphs
- Capital letters for the beginning of sentences and for proper nouns
- Conjunctions to extend ideas
- Powerful descriptions (verbs, adjectives and adverbs)
- Present tense
- Ambitious vocabulary

Why not try?
Use the information template to help you layout your work. Remember to use the work you have completed so far this week and last week.

Complete the same task as above but write 7 sentences about your animal using the conjunctions below.



Vary sentence openers

Highlight the first word of each sentence- If the sentences start with the same word, can you change them, so each sentence starts differently

Why not try?

Add in 3 Adjectives

Adjectives describe a noun. Find a noun in your work- can you add in an adjective?

Add in 3 Adverbs

Adverbs describe a verb. Find a verb in your work- can you add in an adverb?

Improve spelling

Ask an adult to underline words that are incorrectly spelt- can you use a dictionary to improve the spelling?

Up-level 5 words that you have used


Choose 5 words that you think you can replace with a more exciting synonym.



Reading

Please continue to read your own reading book each day.

Enjoy this story called 'Max the Brave' by Ed Vere:



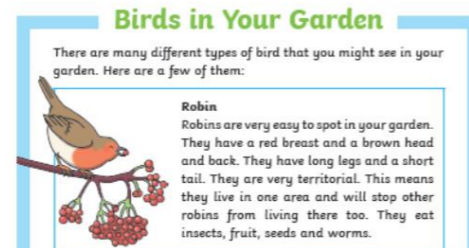
<https://www.youtube.com/watch?v=NTD-8aShkdG&list=PLE5MZB5pedUMQRHw2etfKDKufdGKDiPsU&index=12>

Is Max brave?

Can you think of a time when you have been brave?

What makes a person brave?

Read the text **Birds in your garden.**



Use the text to help you answer the questions at the end.

Read the article 'Nosey Foxes' from First News:



<https://schools.firstnews.co.uk/wp-content/uploads/sites/3/resources/L1-Crossword-730.pdf>

Complete the news puzzle.

Try the speed-reading challenge:

Unusual Olympic Sports which you will find on Showbie.

How many words can you read in 1 minute?



Answer the quick questions.

Spelling
Summer -
Term 2
Week 6

Check that you understand the meaning of each of this week's spelling words. Look up any you are unsure of in a dictionary.

Sort your words into word classes (verb, noun, adjective etc.) - you can use a dictionary to help you. Be careful - some

Write your spelling words using different lettering. You can try different handwriting styles or use a computer.


E.g.: *beautiful* **extreme**

Make a word Search with your spelling words.

Spelling test! Ask an adult at home to test you on this week's spellings.

words can be used in more than one category!

Why not try?
Cut out different letters from old magazines or newspapers and glue on to a piece of paper to make your spelling words



Challenge: Test yourself on the Year 2 or Year 3/4 Common Exception words:

<http://www.ictgames.com/littleBirdSpelling/>

Miss. Tolhurst's Group: after, again, bath, beautiful, because, behind

Mrs. Taylor-Brown's Group: scene, scenery, science, scientist, scissors, ascend

Miss Loane, Miss Jones and Mrs. Brown's Group: experiment, extreme, famous, favourite, February, forwards

Phonics Phase 4
Keep practicing the Phase 4 tricky words on the following link:

<http://www.letters-and-sounds.com/resources/p4tricky.pdf>

Practise your tricky words every day!

Read the words and add the sound buttons:

Help the pirates find the *real* treasure in "Buried Treasure":

<https://www.phonicsplay.co.uk/resources/phase/4/buried-treasure>

Challenge: Try the polysyllabic words.

Play "Sentence Substitution" - change the words to make a new sentence. Does it still make sense?

<https://www.phonicsbloom.com/uk/game/sentence-substitution?phase=4>

Practice spelling your tricky words using look, cover, write, check:

<https://www.ictgames.com/mobilePage/lcwc/index.html>

Start with Year 1 tricky words before moving on to Year 2 and Year 3 tricky words.

<https://learn.readwithphonics.com/school/play-online?game=sound-buttoning&phase=4&sound=%5B%5B%22er%22%2C%22ur%22%5D%2C%5B%5B%22er%22%2C%22ur%22%5D%5D%5D>

Maths

This week we are looking at how to draw accurately, 2D and 3D shapes and how to tell the time.

On TT Rockstars there is a battle between Sunflower class and Foxglove class. Who will win?

How quickly can you count in your 3 times table going forwards from 1x to 12x?
How quickly can you count backwards in your 3 times table starting at 12x and counting back to 1x?

L.O: to draw accurately.

Watch the video clip and complete the worksheet on Showbie.
<https://whiterosemaths.com/homelearning/year-3/>

Why not try?
Using a ruler, draw the lines for the measurements below. Make sure you are accurate!

2cm
19cm
25cm
4cm
11cm
15cm
13cm
21cm
17cm
20cm
5cm

Play 3 garage games on TT Rockstars.
<https://trockstars.com>


L.O: to recognise and describe 2D shapes.

Watch the video clip and complete the worksheet on Showbie.
<https://whiterosemaths.com/homelearning/year-3/>

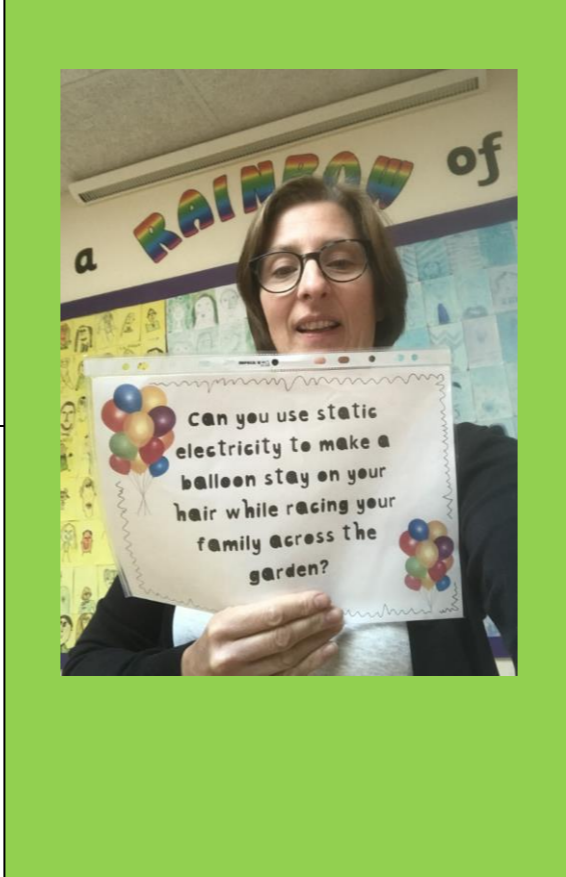
Challenge: How many 2D shapes can you find in your house? Can you find regular and irregular polygons?

Why not try?
Watch this video clip.
<https://www.bbc.co.uk/bitesize/topics/zjv39j6/articles/ztpwdmn>
Look around your home and try to find these 2D shapes.

Square
Circle
Pentagon (5 sides)
Triangle
Rectangle
Hexagon (6 sides)



Now choose a 2D shape and describe it to someone in your household, without telling them the name of the shape. Can they guess the shape you are describing?



How quickly can you count in your 4 times table going forwards from 1x to 12x?
How quickly can you count backwards in your 4 times table starting at 12x and counting back to 1x?

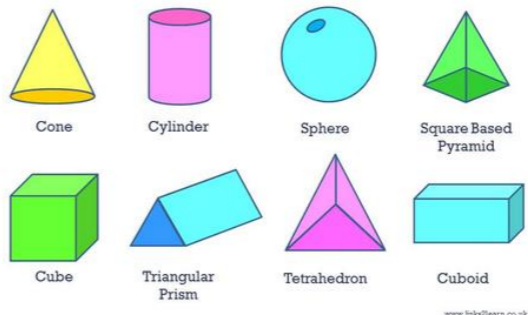
L.O: to recognise and describe 3D shapes.

Watch the video clip and complete the worksheet on Showbie.
<https://whiterosemaths.com/homelearning/year-3/>

Challenge: Using the net template on Showbie, can you make the 3D shape? Be careful you don't cut off the tabs.

Why not try?
Watch this video clip.
<https://www.bbc.co.uk/bitesize/topics/zjv39j6/articles/zgqpk2p>
Today you are going to go on a 3D shape hunt around your house and garden to see if you can find any of the 3D shapes below.

3D shapes



Make a table to record how many 3D shapes you found. What was the most popular shape? What was the least popular shape?

Science/Art

UV light and sun safety

Read through the science slides on Showbie to learn about UV light and sun safety.

Create a poster to promote sun safety. You can choose how you present this, but make sure you include tips on how to protect yourself in the sun.

Challenge: You can carry out a simple investigation to observe the effects of UV light. For this you will need some black card (or other dark coloured card) and a

Play 3 garage games on TT Rockstars.
<https://trockstars.com>


L.O: to tell the time to 5 minutes.

Watch the video clip and complete the worksheet on Showbie.
<https://whiterosemaths.com/homelearning/year-3/>

Challenge: Draw your own clock face but using roman numerals.

Why not try?
Today we are going to practise telling the time. We are going to look at o'clock, quarter past, half past and quarter to.

Have a go at completing the 'why not try' worksheet on Showbie. Remember the minute hand is the longer hand and the hour hand is the shorter hand.



Geography/PSHE


Deforestation

Last week we looked at deforestation and the negative impact it is having upon the environment. This week you are going to create a poster to encourage people to save the rainforest and stop deforestation. On your poster you will need:

- Pictures
- Facts
- Question to get the reader thinking

Afternoon Activities

A new exciting project afternoon – Toys, toys, toys!



Today you have an exciting, new project. Imagine Smyths (the toy store) have asked you to design and create a new toy aimed for 7 - 9 year olds.

Religious Education/French

Religious Education

What do Christians mean when they talk about the Kingdom of God?
What have you learnt about the Kingdom of God?
Listen to the song Kingdom of Comfort:
<https://www.youtube.com/watch?v=JCrH8ONjJmY>
What is the difference between the 'Kingdom of Comfort' and the 'Kingdom of God'?



We would like you to think about all the toys you play with. What are your favourite toys? What are your least favourite toys? Write a list of the toys that you think 7 – 9 year olds would enjoy playing with. Don't forget to consider electronic games, board games and even card games.

You need to think carefully about what new toy you are going to design. Things to consider:

- What materials is your toy going to be made from?
- What colour/s is your toy going to be?
- What is the toy going to be called?
- Is your toy for girls or boys or both?
- Is your toy part of a set?
- Does it require batteries, or can it be charged?
- How big is your toy?
- How many people can play with your toy at once?
- How much does your toy cost?
- How will you ensure your toy is safe?

Draw the toy, colour it in and please label the answers to the above questions around your design.



Once you have completed your design and you are happy with it, you will need to complete an advert to advertise your toy and persuade people to buy it. You may want to create a leaflet, a poster or even record a TV advert for your toy.

Things to include:

- Price - is it on offer?
- Alliteration to catch the viewer's/reader's attention
- Adjectives
- Pictures
- A positive review from somebody who has already bought the toy
- Places you can buy it from

Challenge: Can you use a rhetorical question?

Think about what you have learnt from the idea of 'Kingdom of God':
 What kind of a kingdom do you think you belong to?
 What would you name it?
 Who inspires and influences you?
 Would it be a good place for everyone to live?

Compose your own song or write a poem or short story about a 'kingdom' you would like to see.

French

Recap the months of the year in French:

<https://www.youtube.com/watch?v=qHFapUrSuVM>

Today you will learn how to say when it is your birthday.

You will need to recall your numbers and months of the year. However, to say that your birthday is on the 1st of a month you will need to use the word "premiere".

To ask "When is your birthday?", say:
 "C'est quand, ton anniversaire?"


To answer "It's the..."

A: C'est le...

E.g. If my birthday was on the 9th of June I would answer:
 "C'est le neuf juin"

Practice saying these phrases – perhaps you could ask someone at home to join in with you.

Complete the worksheet "Bon anniversaire".




piece of coloured paper. Cut out some shapes from the card and place them on the piece of coloured paper. Place them in a sunny spot for a week. Take care not to move the shapes! After a week, take off the shapes – what do you notice? Can you explain what has happened?


Art - Pointillism

Pointillism is an art technique where tiny dots of pure colour are applied to a canvas. The patterns that form with the tiny dots build up to create an image. In pointillism, the paint is not mixed but because the dots are so close together, they cause the colours to appear blended.

Here are some examples:



Have a go at creating a tree using pointillism. You may want to use a cotton bud and dip it into paint, or you may want to use felt tip pens and create dots that way but remember, you cannot mix colours!



- Make it colourful and attractive so people will want to read it



You can draw your poster or even do it on the computer – it is up to you!

PSHE – feelings



Write down or draw as many feelings as you can in 30 seconds. Now either think to yourself or talk to an adult, what feelings do you like having and what feelings do you not like having?

Feelings can be confusing sometimes and sometimes we can feel a mixture of emotions at the same time. Have you ever felt happy and sad at the same time? They also can change quickly and sometimes we can't explain why we are feeling a certain way.

We would like you to make a feelings chart for one day. You will need to write down or draw all the feelings you have experienced throughout the day, starting from waking up right through until going to bed. Think about your feelings when you have breakfast, go outside, have lunch or when completing an activity from your home learning schedule. You may experience more than one feeling. After, you may want to talk through your feelings chart with another person.

Bedtime	
Evening	
Lunchtime	
Morning	
	Feelings

As a guide we would suggest year 3 children complete 3hours of home learning each day however we understand that in these difficult times everybody is juggling work, school and home life. Therefore, please use this home learning plan as a guide rather than a strict timetable, the children's well-being is the most important thing and we do not want them to be worrying about their home learning tasks. Daily reading with your child remains hugely beneficial.