



















# Reception Home Learning

29.6.2020	Monday	Tuesday	Wednesday	Thursday	Friday	
		<p>Hello Reception, This week our text is called <b>Sharing a Shell</b> and is written by Julia Donaldson You can listen to your class teacher reading this book on Showbie on Monday's video</p>				
<p><b>Literacy</b></p> <p>Sentence writing</p>	<p><b>Animal Report</b></p> <p>Choose one of the animals in the story and find out about it. Can you write a report about where it lives, what it eats, how it might defend itself etc.?</p> 	<p><b>Write a Postcard</b></p>  <p>A postcard is a card that you send to people by post that has a message on the back and a picture on the front.</p> <p>Can you write a postcard to someone in your family or a friend and draw a picture on the front. You can pretend you are on holiday or write about something you did at the weekend.</p> 	<p><b>Rhyming</b></p> <p>Investigate the rhyming patterns on each page of the book. Make a list of all the rhyming words in the story. Can you think of any more rhyming words and write a sentence with them in.</p> <p>E.g. The rainbow <b>fish</b> made a <b>wish</b>. The caterpillar can <b>crunch</b> and <b>munch</b>.</p>	<p><b>Message in a bottle</b></p> <p>Imagine you are living on a desert Island. The only way to communicate with someone is to write a message, place it in a bottle and put it in the sea.</p> <p>Can you write a message to someone? Can you include what it is like to live on the island and how you are feeling?</p> 	<p><b>Holiday Dreams</b></p> <p>If you could go anywhere in the world on holiday where would you go? Can you draw some pictures and write about the place you have chosen. Why would you like to go there? Who would you go with? Where would you stay? What would you do when you are there?</p> 	
<p><b>Maths</b></p> <p>Revision</p>	<p><b>1 more and 1 less</b></p> <p>Ask your adult to show you a number. Using shells (or other small items) can you match numeral to quantity and then identify 1 more and 1 less. You can use numbers up to 20. If you would like a challenge use numbers up to 100!</p>	<p><b>Addition and Subtraction</b></p> <p>To make this activity fun ask your adult to write – and + number sentences on lolly sticks or straws and place them in some sand. Can you pull each one out and work out the answer.</p> <p>Challenge: Can you write some number sentences for your adults to answer.</p>	<p><b>Pattern</b></p> <p>Using pebbles, stones and shells can you create a repeating pattern? Challenge: Can you create a repeating pattern in the shape of the shell on a hermit crab?</p> 	<p><b>Problem Solving</b></p> <p>Ask your adult to give you some word number problems. For example, Mrs Mayes had 12 ice creams. Mrs Bunton ate 5. How many ice creams did Mrs Mayes have left? Challenge: Can you write your own seaside number problems?</p>	<p><b>Doubling</b></p> <p>Play Maths Fishing <a href="https://mathsframe.co.uk/en/resources/resource/306/Maths-Fishing-Multiplication">https://mathsframe.co.uk/en/resources/resource/306/Maths-Fishing-Multiplication</a></p> <p>Click on play game, enter your name then select 'recall' and use doubles of all numbers to 10. Have fun!</p>	

<p><b>Phonics Revision</b></p>	<p>Play fishy phonics on phonics bloom.  <a href="https://www.phonicsbloom.com/uk/game/fishy-phonics?phase=2">https://www.phonicsbloom.com/uk/game/fishy-phonics?phase=2</a></p> <p>This game is for fun but also to see how quickly your child can read the words.</p>  <p>Challenge: Can you write a sentence that includes one of the pictures you caught?</p>	<p>Quickwrite tricky words. How many can you spell correctly in one minute?</p> <p>Play flashcards on phonics bloom how many digraphs and trigraphs can you say correctly?</p> <p><a href="https://www.phonicsbloom.com/uk/game/flash-cards?phase=3">https://www.phonicsbloom.com/uk/game/flash-cards?phase=3</a></p>  <p>Challenge: Can you think of a word that contains each trigraph, air, ear, ure, igh?</p>	<p>Play tricky words noughts and crosses. Both players chose a tricky word who will be the first to complete 3 in a row?</p> <p>Now look at the picture on Showbie.</p> <p>With your adult talk about what you can see. Try and use sentences and descriptive words.</p> <p>Now can you write two or three sentences to describe what you can see in the picture?</p>	<p>Digraphs</p> <p>Can you create your own digraph sound mat drawing a picture that represents a word with each digraph in? For e.g.</p>  <p>sheep</p>  <p>ring</p>	<p>Sing along with the tricky word songs on you tube phase 2, 3 and 4.</p> <p>Play tricky word bingo with someone that lives with you. Take it in turns to be the bingo caller.</p> <p>Now you have remembered lots of tricky words can you write three sentences that have tricky words in them?</p> <p>E.g. I said can I go to the park.</p> <p>How many tricky words are there in this sentence?</p>
<p><b>Afternoon Activities</b></p>	<p><b>Fine Motor Activity Puppets</b></p> <p>Using a variety of materials you have at home can you create some puppets of the characters in the story. This could include the crab, anemone and bristle worm.</p> <p>When you have made your puppets can you use these to perform the story to someone in your family?</p> 	<p><b>Art</b></p> <p><b>Sea creature collage</b></p> <p>Some of you may know that the Moreton Hall estate (like several other estates &amp; villages) are organising an Animal trail over the first weekend in July. It would be great if you took part by creating a collage of one of the sea creatures from the story then attach it to your window, fence or gate for everyone to see.</p> 	<p><b>Welly Wednesday</b></p>  <p>Outside in your garden can you create a new habitat for the crab, anemone and bristle worm to live in?</p> <p>Think about what they need to be able to survive. You may need to think about how you can include water in your habitat.</p> 	<p><b>The World</b></p> <p>Watch this video 'What is a habitat?' on you tube.  <a href="https://www.youtube.com/watch?v=ZrSWYE37MJs">https://www.youtube.com/watch?v=ZrSWYE37MJs</a></p> <p>Make a list of animals / plants that you might find in seaside habitats. How many different types of habitat can you find there? E.g. Rock pool</p> <p>Now draw a picture and label your favourite habitat.</p>	<p><b>Music</b></p> <p>Today have fun listening to and joining in with songs all about the ocean. You may like to make up some actions to some of the songs.</p> <p>Use the links below to find them on you tube.  Animals in the ocean  <a href="https://www.youtube.com/watch?v=6-xqosckJ5c">https://www.youtube.com/watch?v=6-xqosckJ5c</a>  Barefoot books: a hole in the bottom of the sea  <a href="https://www.youtube.com/watch?v=R1Qn2bcZRT0">https://www.youtube.com/watch?v=R1Qn2bcZRT0</a></p>