












Remember to look for the  icon. This is the piece of work we would like you to upload on Showbie. Remember to stay safe, have fun and keep smiling!

Remember if you find the task a little too challenging, complete the green 'Why not try?' task instead.

Remember to look for the  icon. This is the piece of work we would like you to upload on Showbie. Remember to stay safe, have fun and keep smiling!					
Remember if you find the task a little too challenging, complete the green 'Why not try?' task instead.					
22.06.2020	Monday	Tuesday	Wednesday	Thursday	Friday
9:00 Live Joe Wick's PE class (Monday and Wednesday)					
<div>English</div> <div>We have donated £5 to help raise money for the NSPCC - you will see the information about this on page 1 on the 'Lockdown Creative Writing' document.</div> <p>How many words can you think of that contain the long vowel sound /o/ spelt oa? Example: <u>toad</u>, <u>road</u></p> <p>LO: To define key vocabulary.</p> <p>Look at the ideas on page 14 and record your answers to the questions below-</p> <ul style="list-style-type: none">What do the words and phrases make you think about?How do they make you feel?What do you think the poem will be about? <p>Read through pages 15, 16 and 17. Record your answers to the questions below.</p> <ul style="list-style-type: none">What do you like about the poem 'Lockdown Park'?Are any of the experiences in the poem similar to yours? <p>Read through and complete the task on page 18. Now put the target words into a sentence of your own.</p> <p>Why not try?</p> <p>Look at the ideas on page 14- Discuss your answers with an adult.</p> <ul style="list-style-type: none">What do the words and phrases make you think about?How do they make you feel?What do you think the poem will be about? <p>Read through pages 15, 16 and 17. Discuss your answers with an adult.</p> <ul style="list-style-type: none">What do you like about the poem 'Lockdown Park'?Are any of the experiences in the poem similar to yours? <p>Read through and complete the task on page 18.</p>	<p>How many words can you think of that contain the long vowel sound /o/ spelt ow? Example: <u>elbow</u>, <u>snow</u></p> <p>LO: To identify vocabulary which creates powerful imagery.</p> <p>Read/ listen to 'Lockdown Park' on page 16 and 17. (https://soundcloud.com/talkforwriting/lockdown/s-BWLqMEakDjp)</p> <p>Read through page 19 and 20, completing the tasks as you go.</p> <div><p>What Is Imagery?</p><p>Imagery is the author's use of language that appeals to the five senses in order to help the reader imagine exactly what is being described.</p><p>sight smell taste touch</p></div> <p>A successful piece of writing will create imagery in the reader's mind. If you close your eyes and think about the poem 'Lockdown Park', what do you see? Highlight/make a note of the author's use of language that is successful in creating powerful imagery.</p> <p>Take a piece of plain paper and fill the whole space with what image you have in your mind when reading the poem.</p> <p>Why not try?</p> <p>Listen to 'Lockdown Park' (https://soundcloud.com/talkforwriting/lockdown/s-BWLqMEakDjp) Highlight/make a note of the author's use of language that is successful in creating powerful imagery.</p> <p>Take a piece of plain paper and fill the whole space with what image you have in your mind when reading the poem.</p>	<p>How many words can you think of that contain the long vowel sound /o/ spelt o-e? Example: <u>phone</u>, <u>bone</u></p> <p>LO: To identify and explore figurative language (personification)</p> <p>What is figurative language?</p> <p>Figurative language is when words do not mean exactly what they say. The reader has to interpret the words to understand the meaning.</p> <p>This is the opposite of literal language.</p> <p>Read through page 21, 22 and 23 completing the tasks as you go. Don't forget to add in your own examples! When completing the task on page 23, try to include alliteration in your sentences too.</p> <p>Why not try?</p> <p>Read through and complete the task on page 21.</p> <p>Read through page 22 and complete the sentences below.</p> <p>The grass... The bench... Happily, the see-saw... Silently, the climbing frame... In the corner of the park, the slide... In the distance, the swings...</p> <div><p>Positive</p><p>The sun happily greeted everyone 'good morning'.</p><p>Negative</p><p>The sky turned dreary as the glum clouds enveloped it.</p></div>	<p>How many words can you think of that contain the long vowel sound /o/ spelt o? Example: <u>pony</u>, <u>ocean</u></p> <p>LO: To plan and write a list poem.</p> <p>Think about your favourite places that you liked to visit before lockdown. For example:</p> <ul style="list-style-type: none">The beachThe cinemaA play centre <p>Look at the planning format on page 24. Using the questions in the 'underlying structure' column, fill in the grid with your new ideas. Read through pages 25, 26 and 27, completing the tasks as you go.</p> <p>Now have a go at drafting your own 'Lockdown' poem. Remember it won't be right first time and you will need to keep reading it aloud and altering it until in sounds right.</p> <p>Why not try?</p> <p>Think about your favourite places that you liked to visit before lockdown. For example:</p> <ul style="list-style-type: none">The beachThe cinemaA play centre <p>Look at the planning format on page 24. Using the questions in the 'underlying structure' column, fill in the grid with your new ideas. Read through pages 25, 26 and 27, completing the tasks as you go.</p> <p>Now have a go at drafting your own poem using the 'Poem writing template' resource on Showbie. Remember it won't be right first time and you will need to keep reading it aloud and altering it until in sounds right.</p>	<p>How many words can you think of that contain the long vowel sound /o/ spelt oe? Example: <u>toe</u>, <u>foe</u></p> <p>LO: To perform poetry.</p> <p>Watch Michael Rosen's poems below. What makes his performances engaging? Make a list of things you think make his poems even better when they are performed.</p> <p>Chocolate cake: https://www.youtube.com/watch?v=7BxQLITdOOc</p> <p>I was born in the Stone Age https://www.youtube.com/watch?v=tq3Q85aA_0k</p> <p>Watch Michael Rosen's top tips on how to perform poems and stories. https://www.youtube.com/watch?v=RvV23xoZRkI</p> <p>Now have a go at performing your story you wrote yesterday. You might want to perform in the style of Michael Rosen.</p> <p>Why not try?</p> <p>Instead of performing with actions, perform your poem holding up homemade props. For example, you could draw a slide with a smile.</p> <div></div>	

<div>Reading</div> <div>Please continue to read your own reading book each day.</div>	<div>Synonyms and Antonyms</div> <div>Watch this clip to remind yourself what synonyms and antonyms are:</div> <div>https://www.bbc.co.uk/bitesize/topics/zfk7ty/articles/z8t8pbk</div> <div>Look through your reading book and choose 10 different words. Write them down on a piece of paper, then write some synonyms and antonyms for each of your chosen words.</div>	<div>The North Wind and the Sun</div> <div>Watch this story based on Aesop’s Fable ‘The North Wind and The Sun’</div> <div>https://www.bbc.co.uk/bitesize/clips/zw6qxn</div> <div>Write a list of synonyms and antonyms that you hear in the story. Can you think of any more to add to your list?</div>	<div><div><div>Vocabulary</div><div>Infer</div><div>Predict</div><div>Explain</div><div>Retrieve</div><div>Summarise</div></div><div></div></div> <div>Today you will use some of your VIPERS skills. The title of the animation is:</div> <div>Treasure</div> <div>https://vimeo.com/channels/617728/80030516</div> <div>Vocabulary – What words would you use to describe the old lady?</div> <div>Retrieve – what items does the old lady collect?</div> <div>Infer – Is the lady happy? How can we tell?</div> <div>Predict – Who is the old lady? Where has she come from?</div> <div>Predict – Why does she create a face out of the things she has collected?</div>	<div>Watch this music video for a song called ‘Easy’:</div> <div>https://www.youtube.com/watch?v=at3FPJaAw_oY</div> <div>Think back to (or watch again) the animation ‘Treasure’ from yesterday:</div> <div><ul style="list-style-type: none">Write down vocabulary that you would use to compare the old lady and the young girl.Can you identify any synonyms or antonyms from the words you have chosen?Is either character happy? How can we tell?</div>	<div>Try the speed-reading challenge:</div> <div>People of the Rainforest which you will find on Showbie.</div> <div>How many words can you read in 1 minute?</div> <div></div> <div>Answer the quick questions.</div>
	<div>Spelling</div> <div>Summer - Term 2 Week 4</div> <div>Check that you understand the meaning of each of this week’s spelling words.</div> <div>Use a dictionary to make flashcards for each spelling word along with the definition.</div>	<div>Write each of your spellings as a word pyramid:</div> <div>E.g.:<div><div>v</div><div>v a</div><div>v a g</div><div>v a g u</div><div>v a g u e</div></div></div>	<div>Rainbow words:</div> <div>Write your spelling words in different coloured pens or pencils.</div> <div></div>	<div>Write your spelling words into sentences – can you write more than one spelling word in a sentence?</div>	<div>Spelling test! Ask an adult at home to test you on this week’s spellings.</div> <div></div>
	<div>Miss. Tolhurst’s Group: patting, patted, humming, hummed, dropping, dropped</div>				
	<div>Mrs. Taylor-Brown's Group: vague, fatigue, league, dialogue, catalogue, monologue</div>				
	<div>Miss Loane, Miss Jones and Mrs. Brown’s Group: decide, describe, different, difficult, disappear, disqualify</div>				
<div>Phonics</div> <div>Phase 3</div> <div>Focus Sound: Phase 3 review</div>	<div>Throughout this week, please practise the Phase 3 tricky words on the following link:</div> <div>http://www.letters-and-sounds.com/resources/p3ttricky.pdf</div> <div>Practise your tricky words every day!</div> <div>Review the Phase 3 sounds with Forest Phonics:</div> <div>https://www.ictgames.com/mobilePage/forestPhonics/index.html</div>	<div>Play “Picnic on Pluto” - help Obb and Bob sort the real words from the alien words.</div> <div>https://www.phonicsplay.co.uk/resources/phase/3/picnic-on-pluto</div>	<div>Tell a T-Rex – read the sentences and answer ‘yes’ or ‘no’</div> <div>https://www.ictgames.com/mobilePage/tellATRex/index.html</div>	<div>Play sentence substitution – how many new sentences can you make?</div> <div>https://www.phonicsplay.co.uk/resources/phase/3/sentence-substitution-ph3</div>	<div>Play “Writing Runway”.</div> <div>Select Phase 3 and read the sentence aloud until you can remember it.</div> <div>Press the 'hide' button then write the sentence using the cockpit buttons.</div> <div>Read your writing to check that it makes sense, then press the 'check' button to see if you're right. (Don’t forget the full stop!)</div> <div>https://www.ictgames.com/mobilePage/writingRunway/index.html</div>

Maths

This week we are looking at length and perimeter.

On TT Rockstars this week, there is a competition between Year 3 and Year 4.

Play a couple of times tables games.
<https://www.topmarks.co.uk/maths-games/5-7-years/times-tables>

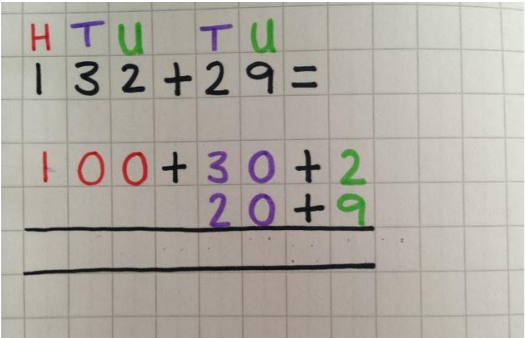
L.O: to add lengths
Watch the video and complete the worksheet on Showbie. Remember the answer sheet is available on Showbie so you can mark your own work if you wish to.

<https://vimeo.com/427994247>

Remember that
1m = 100cm
1cm = 10mm

Why not try?
Using the expanded column method, work out the addition calculations below.

37cm + 42cm =
271mm + 214mm =
16m + 22m =
345mm + 233mm =
418cm + 260cm =
62m + 17m =
509mm + 330mm =
46cm + 23cm =
153m + 324m =
35mm + 64mm =



Challenge: Can you write your own word problem that includes adding lengths?

Play 3 garage games on TT Rockstars.
<https://trockstars.com>

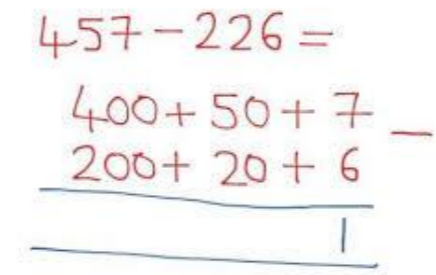
L.O: to subtract lengths
Watch the video and complete the worksheet on Showbie. Remember the answer sheet is available on Showbie so you can mark your own work if you wish to.

<https://vimeo.com/427994372>

Remember that
1m = 100cm
1cm = 10mm

Why not try?
Using the expanded column method, work out the subtraction calculations below.

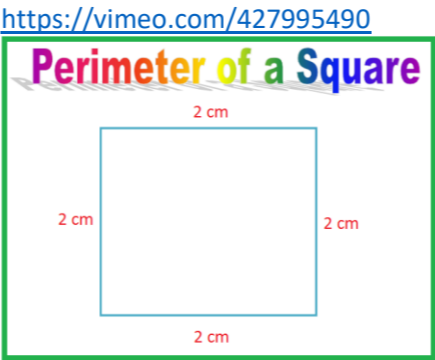
56cm – 33cm =
89mm – 45mm =
153m – 141m =
654cm – 231cm =
378mm – 156mm =
67m – 35m =
189mm – 63mm =
726cm – 504cm =
463cm – 261cm =
84m – 43m =



Challenge: Can you write your own word problem that includes subtracting lengths?

Play ‘Hit the Button’ to practise your times tables.
<https://www.topmarks.co.uk/maths-games/5-7-years/times-tables>

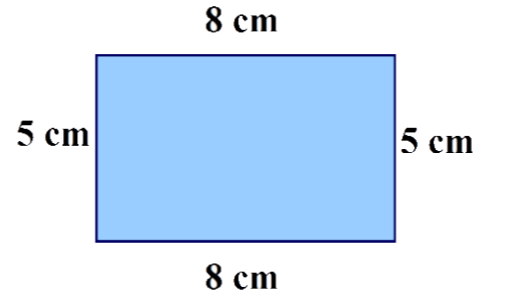
L.O: to measure perimeter
Watch the video and complete the worksheet on Showbie. Remember the answer sheet is available on Showbie so you can mark your own work if you wish to.



The perimeter of the above square is 8cm because there are four sides of 2cm.
2cm + 2cm + 2cm + 2cm = 8cm OR 4 x 2cm = 8cm.

Why not try?
The perimeter is the distance all the way around a shape. Can you find some objects around your house and measure the perimeter? Remember to measure each side and then add up all the sides together.

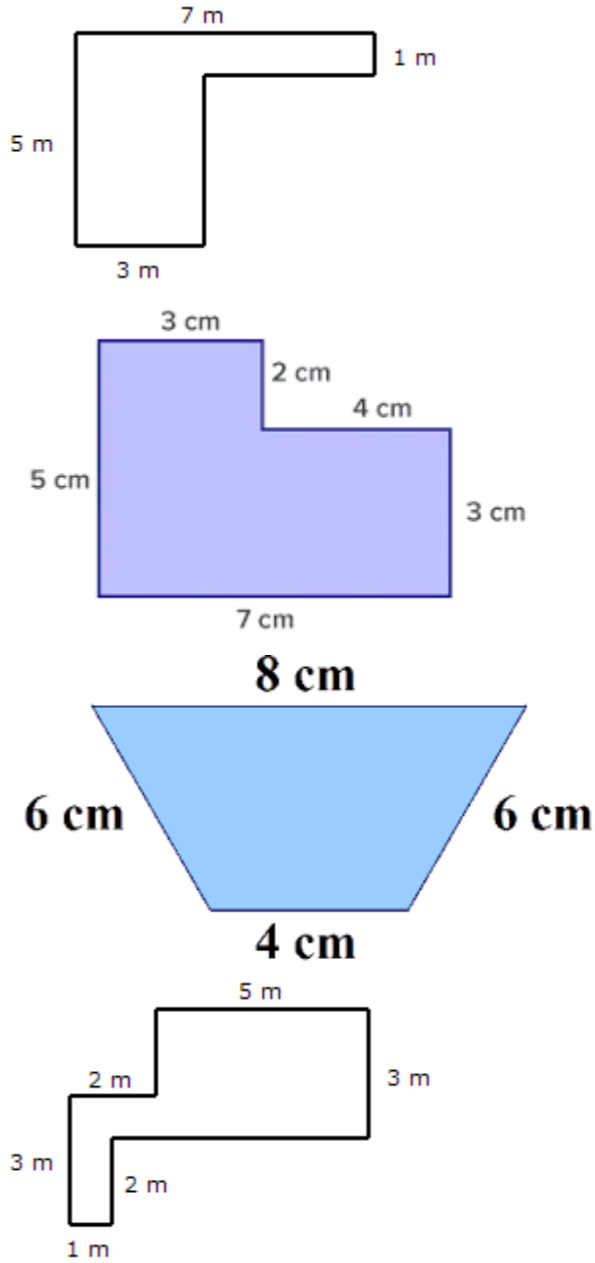
Some ideas of objects that you could find the perimeter of:
Drinks coaster
Book
Envelope
Container lid
DVD case



Play 3 garage games on TT Rockstars.
<https://trockstars.com>

L.O: to calculate perimeter
Watch the video and complete the worksheet on Showbie. Remember the answer sheet is available on Showbie so you can mark your own work if you wish to.

Why not try?
Can you calculate the perimeter of the shapes below? Remember to add up all of the sides.



Challenge: Can you draw your own shape and calculate the perimeter?

Play 3 garage games on TT Rockstars.
<https://trockstars.com>

LO: to problem solve
Work out if the below problems are true or false. Remember to give your reasons for your answer and prove it using evidence or workings out.

True or False?

1 m = 92 cm + 80 mm

True or False?

When subtracting lengths, it is important to convert them both into the same unit of measurement.

True or False?

There is more than one method to find the perimeter of a square.

Why not try?
Can you solve these word problems below? You will need to identify if you are adding or subtracting.

Henry’s piece of string is 43cm long and Barney’s piece of string is 36cm long. How much string do they have altogether?

Leona the dog had a rope toy that was 87cm long but she chewed 25cm off. How much did she have left?

A pencil is 237mm long. It then gets sharpened and 114mm is taken off. How long is the pencil now?

A square has a side of 3cm. What is the perimeter?

Religious Education

What does the Bible say about the Kingdom of God?

Life isn't always easy. Christians believe the world does not always look as God would want. What sort of things do you think are wrong with the world? Christians believe in 'The Golden Rule': **Treat other people as you want them to treat you.** This is written in the Bible (Luke 6:31: Matthew 7:12). The Bible is important to Christians. Do you think that other people would agree with The Golden Rule? Christians believe that Jesus is their king, and they read the Bible to find out what Jesus said. Jesus told his followers *parables* (a story that has a moral or spiritual lesson) to help them understand about God and his Kingdom. This clip is about the parable of The Sheep and The Goats (Matthew 25:31-46) <https://www.youtube.com/watch?v=iWSkdx-XwWY> Last term we looked at the parable of The Prodigal Son, and we looked at this painting which represented the son's return:



What clues do Jesus' parables give about what the Kingdom of God is like? Research some other Christian parables, and complete the following sentence: **God's Kingdom is a place where...**

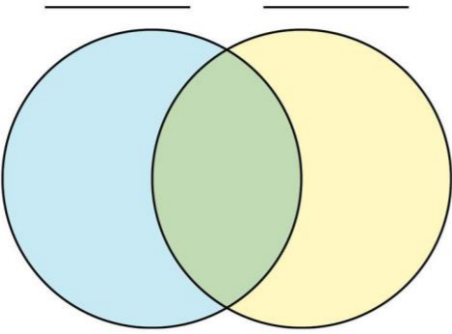
PSHE

What are the qualities of a good friend?

Listen to the story 'The Ugly Five' by Julia Donaldson. <https://www.youtube.com/watch?v=4CP8KX4zvCg>

What are the similarities and differences between tropical rainforests and temperate rainforests?

This week we are going to look at two different types of rainforests: tropical rainforests and temperate rainforests. You are going to fill out a venn diagram to show the similarities and differences between the two different rainforests.



You will need to label the circle on the left as tropical rainforests and the circle on the right as temperate rainforests. The **green** section in the middle will contain the **similarities** between both rainforest types, the **blue** and **yellow** sections will show the **differences** and what is specific to that rainforest type.

Some examples:

Tropical rainforests have a very high rainfall (about 200cm - 1,000cm a year) therefore that would go in the blue circle as that is a difference because temperate rainforests have a moderate rainfall (75cm – 150cm a year) therefore that fact would go in the yellow section.

Both rainforests have tall trees so that fact would go in the green section because it is a similarity.

You will need to research your information to find out if it is a similarity or a difference, but here are some ideas you could research:

- Plants
- Rainfall
- Animals
- Layers of the rainforest
- Location – where will you find these types of rainforest
- Temperature

Les enfants font un pique-nique.

Practice saying numbers 1 to 20 in French. This song might help: <https://www.youtube.com/watch?v=dhj9SqrIZqI>

Once you are confident saying numbers to 20 in French, try to learn numbers up to 50: <https://www.youtube.com/watch?v=w1Yqz2unHKc>

Les enfants font un pique-nique.

What does this sentence mean?



What food do the children have in their picnic? If you had a picnic, what food would you take? Draw and label a picture of your picnic.



Henri Rousseau – jungle scene

Last week we created our backgrounds for our jungle scene. This week we are going to draw some rainforest animals – you have already had a go at sketching an orangutan, so we are going to look at some different animals.

Follow the step by step videos to create a realistic looking toucan and a tree frog.

How to draw a toucan https://www.youtube.com/watch?v=q4f_gQH7Skk&list=PLUYbLx29xIRCWdz82KoolvoXlAcGspilV



How to draw a tree frog https://www.youtube.com/watch?v=9vm9N1c_elg&list=PLUYbLx29xIRCWdz82KoolvoXlAcGspilV&index=5



Keep your animal drawings safe with your jungle background as next week we are going to put it altogether.

Good luck!

Is it a shadow or a reflection? Thinking about what we have learnt so far, can you explain the difference between a shadow and a reflection?

Last week, we found out that light travels in straight lines. This week, we will investigate how to change the direction of light beams.


You will need to log on to Developing Experts to watch the lesson presentation: <https://www.developingexperts.com/accounts/pupil/sign-in> (Your pupil login code is the first three letters of your first name and the first three letters of your surname)

Use mirrors to investigate how to change the direction of light beams. You can use any mirror and a torch. You could try making your own periscope if you have resources available.

Once you have explored how mirrors can change the direction of light beams:

- Write about three ways a periscope can be useful
- Draw and label a diagram of a periscope
- Explain how a periscope works.

You can write and draw this independently or use the Periscope worksheets on Showbie.

	<div data-bbox="320 90 647 340"></div> <p data-bbox="240 344 694 573">As you listen to the story, think about these questions: Why are the animals called ugly? Can you identify some rhyming words? Is there a positive message to the story? How would you feel if you were called ugly?</p> <p data-bbox="240 611 694 877">Below are some words that have been picked out from the story. Can you sort them into two columns: positive words and negative words? appalled, beauties, brave, cool, cuddly, divine, dreadful, dumpy, fine, graceful, great, grotty, grouchy, hideous, kind, strong, ungainly, vile</p> <p data-bbox="240 915 715 1142">At the end of the story, the ugly five became a good group of friends. Think about what makes a good friend and what qualities a good friend has. Is a good friend kind? Or are they good listeners? Or are they people who do your homework for you?</p>	<p data-bbox="747 128 1219 191">Please use the venn diagram template on Showbie to complete your work.</p>			
<p data-bbox="50 1150 2807 1213">As a guide we would suggest year 3 children complete 3hours of home learning each day however we understand that in these difficult times everybody is juggling work, school and home life. Therefore, please use this home learning plan as a guide rather than a strict timetable, the children’s well-being is the most important thing and we do not want them to be worrying about their home learning tasks. Daily reading with your child remains hugely beneficial.</p>					