










<p>Reading</p> <p>Please continue to read your own reading book each day.</p>	<p>Read the fact sheet The United Kingdom. Use the text to answer the following questions:</p> <ul style="list-style-type: none"> • Can you name the capital cities of each country of the United Kingdom? • How is each country similar and different? • What do you think it would be like to live in Scotland/Wales/Northern Ireland? <p>Challenge: Use the text to create a “top 5 facts” about one of the countries in the United Kingdom. Can you add any other interesting facts from your own research?</p>	<p>Read the “Four Stories” from First News.</p>  <p>https://schools.firstnews.co.uk/wp-content/uploads/sites/3/resources/Four-Stories-728.pdf</p> <p>Answer the questions on <u>at least</u> one of the news articles.</p>	<p>Try the speed-reading challenge:</p> <p>A Storm is Brewing... which you will find on Showbie.</p> <p>How many words can you read in 1 minute?</p>  <p>Answer the quick questions.</p>	 <p>Today you will use some of your VIPERS skills. The title of the animation is:</p> <p>Light</p> <p>Predict – What do you think the story is about, based on the title?</p> <p>Vocabulary – write down some interesting vocabulary to describe the robot. Can you think of any synonyms?</p> <p>Infer – How does each character feel when the machine does not work? How do you know?</p> <p>Explain – Design your own robot helper and explain what they would do and why.</p> <p>https://www.youtube.com/watch?v=hdyAFuHRayQ</p>	<p>Read the poem My Shadow.</p> <p>Highlight words that rhyme and identify rhyming couplets (two consecutive lines of a poem that rhyme).</p> <p>Answer the following questions:</p> <ul style="list-style-type: none"> • Why is the shadow ‘very like’ the author of the poem? • How does the author make the shadow sound like a real person? • What is the rhyming pattern of the poem? (We looked at rhyming patterns with our Stone Age poems E.g. ABAB or AABB etc.) • Why do you think the author calls the shadow a coward? • Is it possible for the shadow to stay in bed? <p>Challenge: Write your own shadow poem.</p>
<p>Spelling</p> <p>Summer - Term 2 Week 3</p>	<p>Check that you understand the meaning of each of this week’s spelling words. Look up any you are unsure of in a dictionary.</p> <p>Write each spelling word three times – use a different colour each time!</p>	<p>Write a short nonsense or silly story or poem using all of your spelling words.</p> 	<p>Sort your spelling words into word classes (nouns, adjectives, verbs etc.) -</p> <p>You might find a dictionary useful to help you – be careful though – some words might be used in more than one category.</p> 	<p>Write your spelling words using one colour for the vowel letters and another colour for the consonants.</p> <p>E.g. character</p>	<p>Spelling test! Ask an adult at home to test you on this week’s spellings.</p> 
<p>Miss. Tolhurst’s Group: biking, biked, biker, nicer, nicest, shiny</p>					
<p>Mrs. Taylor-Brown’s Group: chorus, character, choir, anchor, stomach, chaos</p>					
<p>Miss Loane, Miss Jones and Mrs. Brown’s Group: calendar, caught, century, certain, continue, consider</p>					
<p>Phonics</p> <p>Phase 3</p> <p>Focus Sound: er</p>	<p>Throughout this week, please practise the Phase 3 tricky words on the following link: http://www.letters-and-sounds.com/resources/p3tricky.pdf</p> <p>Practise your tricky words every day!</p> <p>The focus sound for this week is er:</p> <p>https://www.bbc.co.uk/bitesize/topics/zvq9bdm/articles/zvmnmfr</p>	<p>Practice writing these er words:</p> <p>Hammer Letter Ladder Dinner Butter Summer</p> <p>Draw a picture for each of our words.</p>	<p>Play Phonics Pop! Select our focus sound for this week (er) and pop as many bubbles as you can!</p> <p>https://www.ictgames.com/phonicsPop/index.html</p>	<p>Yes/No Yeti:</p> <p>Answer the Yeti’s questions yes or no to complete the bridge:</p> <p>https://www.phonicsbloom.com/uk/game/yes-no-yeti?phase=3</p>	<p>Find the high frequency words in this game: https://www.education.com/game/jump-in-sight-word-mud/</p>

<p>Maths</p> <p>This week we are going to look at measurement.</p> <p>On TT Rockstars this week, there is a battle between Year 3 and Year 2. Let's see if we can win!</p>	<p>Play 2 garage games on TT Rockstars.</p> <p>L.O: to measure length https://vimeo.com/425555378</p> <p>Please watch the video above and complete the worksheet on Showbie. Remember there is an answer folder/answer sheets so you can mark your own answers after you have finished.</p> <p>Why not try? If you have a ruler, measure 5 objects from around your house. You can measure them to the nearest cm.</p> <p>If you don't have a ruler, try and estimate the length of 5 objects from around your house. Estimate the length to the nearest centimetre.</p>	<p>Play 1 garage and 1 sound check game on TT Rockstars.</p> <p>L.O: to find equivalent lengths (m and cm) https://vimeo.com/425555616</p> <p>Please watch the video above and complete the worksheet on Showbie. Remember there is an answer folder /answer sheets so you can mark your own answers after you have finished.</p> <p>Why not try? Think of an object or find an object that is a similar length to the objects below.</p> <ul style="list-style-type: none"> • A4 piece of paper • Wooden spoon • Pencil • Bottle of tomato ketchup • Pillow <p>Which object do you think is longer, a whiteboard pen or a fork?</p>	<p>Play 2 garage games on TT Rockstars.</p> <p>L.O: to find equivalent lengths (mm and cm) https://vimeo.com/425555747</p> <p>Please watch the video above and complete the worksheet on Showbie. Remember there is an answer folder/answer sheets so you can mark your own answers after you have finished.</p> <p>Why not try? 10mm is the same as 1cm and 20mm is the same as 2cm. How many millimetres are there in the centimetres below? 3cm 4cm 5cm 6cm 8cm 10cm</p> <p>Can you draw a straight line of 50mm and another straight line of 5cm. What do you notice about the lengths of these lines?</p>	<p>Play Hit the Button and choose your own times table/s that you need to practise. https://www.topmarks.co.uk/maths-games/hit-the-button</p> <p>L.O: to compare lengths https://vimeo.com/425555865</p> <p>Please watch the video above and complete the worksheet on Showbie. Remember there is an answer folder /answer sheets so you can mark your own answers after you have finished.</p> <p>Why not try? Use the greater than symbol (>) or the less than symbol (<) or the equal to symbol (=) to complete the statements below.</p> <p>Example 7cm > 3cm</p> <p>4cm 9cm 15cm 30cm 72cm 70cm 6cm 60mm 43mm 43cm 51mm 69mm 142mm 150mm 20mm 2cm</p>	<p>Play 2 garage games and 1 soundcheck game on TT Rockstars.</p> <p>L.O: to problem solve Workout if the below statements are true or false. You must be able to give reasons as to why you think the answer is true/false.</p> <p>True or False?</p> <p>The length the of a pencil should be measured in metres.</p>  <p>True or False? Equivalent lengths - m & cm</p> <p>One metre = ten centimetres.</p> <p>True or False? Compare lengths</p> <p>Beth measured 2 sides of a square. She measured one side using mm and the other with cm.</p> <p>The numbers were different.</p>  <p>Challenge: think of your own word problem about m, cm or mm.</p> <p>Why not try? Is the statement below true or false? Can you explain why?</p> <p>True or False? Equivalent lengths - mm & cm</p> <p>One centimetre = ten millimetres. John says his red pencil is 18cm long but Tommy says his blue pencil is 15cm long. Who has the longest pencil? Troy says 30mm is longer than 3cm. Is he right or wrong? Explain why.</p>
<p>Afternoon Activities</p>	<p>Religious Education/PSHE</p> <p><u>Religious Education</u></p> <p>Christians believe that Jesus is king. How did Jesus get this title? Did everyone approve? Watch this clip, and listen carefully to what people say and call out:</p>	<p>Geography</p> <p><u>How does rainforest tribe life differ to life in modern society?</u></p> <p>Read through the geography slides on Showbie. At the end of the slides are some questions for you to discuss and talk about before completing the worksheet. On the worksheet, you need to answer each</p>	<p>French/PE</p> <p><u>French</u></p> <p>Can you match the words to the correct picture?</p>	<p>Science</p>  <p>Look at the three images above – decide what is similar about the three objects and</p>	<p>Art</p> <p><u>Henri Rousseau</u> - jungle scene</p> <p>Today we are going to look at sketching a jungle scene. In order to achieve this, we need to look at the foreground (the front) and the background (the back). Watch the two video clips below to help you draw both the foreground and background of your jungle</p>

<https://www.youtube.com/watch?v=IOEQSE7FbJE>

Read the passage from the Bible (Mark 11:1-11), which you will find on the attached worksheet.

Then, look at the painting on the worksheet.

What are the people doing?

We know from the video clip what some people may have said or called out as Jesus rode past.

Around the painting, write down what you think the people are saying.

Think about what we looked at last week, and the things that you thought make a good king or kingdom.

Write down what questions *you* would ask about Jesus and the Kingdom of God.

PSHE

Where is my happy, safe place?

Listen to this soundscape for a couple of minutes. Whilst listening, I want you to think of a happy, safe place that you could take yourself to (in your mind) when you are feeling upset, anxious, lonely or worried.

<https://www.youtube.com/watch?v=1ZYbU82GVz4>

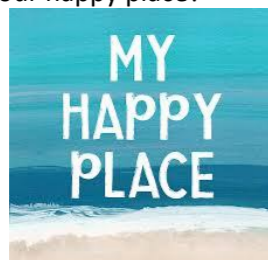
You are going to design your happy, safe place today. Below, are some questions you might want to consider when designing it.

What is going to be at your happy place?

Will anyone else be there?

What objects can you take to your happy place?

What will you hear, touch, see, taste and smell at your happy place?



question comparing your current life to rainforest tribe life.

Use the knowledge note below to help you answer the questions.

What

How does rainforest tribe life differ to life in modern society?

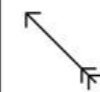
Where



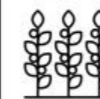
Vocabulary and definitions

Yenomami – the largest tribe who live in the Amazon rainforest

hunting



crops



weave



shabono – a large, oval hut where the whole family lives



poison dart frogs



spirit




shamans – spiritual leaders



Would you rather live in modern society of a rainforest tribe? Explain your reasons why.

Why not try?

Read the statements on the worksheet and colour in the statements that are true for people who live in tribes in the rainforest.



le/un gateau
la/une banane
la/une pomme
le/un sandwich
le/un jus d'orange
le/Un chocolat
Le jambon
Le fromage
L'/une orange

This week we are practicing talking about different foods and will use the following phrases:

Je voudrais... (I would like)
C'est délicieux! (It's delicious),
C'est bon! (It tastes nice),
Ce n'est pas bon! (It doesn't taste nice),
C'est mauvais! (It tastes bad)

E.g: Le fromage c'est bon! = The cheese tastes nice!

Challenge: Write one of the sentences you have practiced saying in French and draw a picture to match.

what is different. Which one is the odd one out and why?

This week we will be investigating how light travels and observe reflectiveness.

Watch this short clip:

<https://www.bbc.co.uk/bitesize/clips/zb3s34j>

We know that a source of light is required to see objects in the dark, but why can I not see objects around corners, even when it is light?

Watch this clip which explains how light travels:

<https://www.bbc.co.uk/bitesize/clips/zyntsbk>

Today we will investigate which surfaces make the best reflectors. For this you will need:

- A torch
- A piece of white card
- A range of objects made from different fabrics/materials, e.g. rough, smooth, shiny, dull.



Complete the observation worksheet. What did you notice? Which surface makes the best reflector?



Do different colours reflect different amounts of light? Why?

Why not try?

Carry out the same investigation using a mirror as your test material but reflect the light on to different coloured surfaces. What do you notice? Are different colours as reflective in the light as they are in the dark?

scene. Please complete both drawings on one piece of paper.

Jungle foreground

<https://www.youtube.com/watch?v=8Ht4txje86U>

Jungle background

<https://www.youtube.com/watch?v=L06NoPkZ6T0>

Please don't draw any animals, just trees and plants. We will be looking at animals next week.

Once you have sketched your jungle scene, you can colour it in or paint it if you want. Please **keep** this picture somewhere safe as you will need it for next week's art lesson.

