






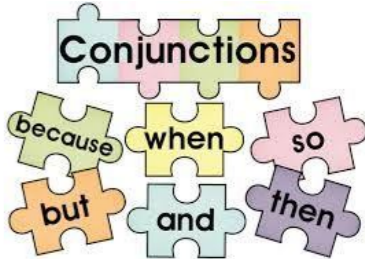
Year 3 Home Learning











We hope you have had a lovely and restful half term!



Remember to look for the showbie icon. This is the piece of work we would like you to upload on Showbie. We hope you have a well-deserved and restful half term! We are incredibly proud of what you have achieved this half term despite the circumstances! Remember to stay safe, have fun and keep smiling!

01.06.2020	Monday	Tuesday	Wednesday 9:00 Live Joe Wick's PE class	Thursday	Friday
<p>English</p> <p>We have donated £5 to help raise money for the Great Ormond Street Hospital Children's Charity- you will see the information about this on page 1 on 'Journey to the Jungle' document.</p> <p>How many words can you think of that contain the long vowel sound /e/ spelt <u>ee</u>? Example: <u>feed</u>, <u>bee</u></p> <p>LO: To identify the meaning of words and synonyms.</p> <p>Read page 2 of 'Journey to the Jungle'</p> <p>Read or/and listen to the text 'Jungle Log' (https://soundcloud.com/talkforwriting/jungle/s-4Ye8khPyx1x) on page 3.</p> <p>Work through pages 4, 5 and 6, completing the tasks as you go.</p> <p>Why not try?</p> <p>Listen to the text 'Jungle Log' (https://soundcloud.com/talkforwriting/jungle/s-4Ye8khPyx1x) on page 3.</p> <p>Look at 'What do the words mean?' on page 4.</p> <p>Write each word and draw a picture to show what each word means.</p> 	<p>How many words can you think of that contain the long vowel sound /e/ spelt <u>ea</u>? Example: <u>pea</u>, <u>leak</u></p> <p>LO: To retrieve information from a text.</p> <p>Read page 2 of 'Journey to the Jungle'</p> <p>Read or/and listen to the text 'Jungle Log' (https://soundcloud.com/talkforwriting/jungle/s-4Ye8khPyx1x) on page 3.</p> <p>Answer the comprehension questions on page 7. Remember to find the answer in the text before recording the answer.</p> <p>Make a list of all the verbs and adjectives that you can find in the Jungle log. Is there more verbs or adjectives?</p> <p>Remember an adjective is a describing word and a verb is an action word.</p> <p>Why not try? Read or/and listen to the text 'Jungle Log' (https://soundcloud.com/talkforwriting/jungle/s-4Ye8khPyx1x) on page 3.</p> <p>Answer comprehension questions 1-5 on page 7. Remember to find the answer in the text before recording the answer.</p> <p>Write a list of verbs that you find in the text. Remember a verb is an action word</p> 	<p>How many words can you think of that contain the long vowel sound /e/ spelt <u>ey</u>? Example: <u>key</u>, <u>monkey</u></p> <p>LO: To plan and write a list poem.</p> <p>You are going to imagine you are an explorer today.</p> <p>Read through page 8.</p> <p>What magical things would you like to find in your rucksack?</p> <p>Fill in your plan on page 9.</p> <p>Write up your poem in your best handwriting. You could add an illustration to your poem.</p> <p>Why not try? Read through page 8.</p> <p>What magical things would you like to find in your rucksack?</p> <p>Use the template below and the plan on page 9 to write your own poem.</p> <p>A _____, The sound of _____, A _____, A _____ made of _____, 10000 _____, The sweetest fruit from an _____ tree, A never-ending _____, The smell of _____, A _____ from a _____, _____.</p>	<p>How many words can you think of that contain the long vowel sound /e/ spelt <u>e_e</u>? Example: <u>these</u>, <u>eve</u></p> <p>LO: To plan a diary entry (log). You are going to imagine you have gone through the wardrobe into a new jungle.</p> <p>Read through page 10 and draw your new jungle. What will your jungle be called?</p> <p>You are going to plan your own jungle log imagining you have explored your new jungle. Remember to use the jungle log on page 3 to help you.</p> <p>Plan your jungle log on page 11.</p> <p>Why not try? Read through page 10 and draw your new jungle. What will your jungle be called? Ask an adult to help you record your plan ideas on page 11.</p> 	<p>How many words with the long vowel sound can you write into a sentence/paragraph?</p> <p>Example: These <u>peas</u> are <u>leaking</u> all over the <u>monkey's</u> <u>keys</u> this <u>evening</u>.</p> <p>LO: To vary sentence structure using conjunctions and fronted adverbials.</p> <p>Work through pages 12 and 13, completing tasks as you go.</p> <p>Why not try? What did you get up to in the jungle? Write 8 sentences about your experience in the jungle. Each sentence must include either 'and', 'but' or 'because'.</p> <p>Examples: I tried to catch a fish <u>but</u> they were too fast for me. I trudged through the dense forest <u>and</u> collected samples of the plant life. I set out early <u>because</u> the jungle was far away.</p> 	

<p>Reading</p> <p>Please continue to read your own reading book each day.</p>	<p>Try the speed-reading challenge: The Ultimate Jungle Survival Guide which you will find on showbie.</p> <p>How many words can you read in 1 minute?</p>  <p>Answer the quick questions.</p>	<p>Read the "Four Stories" from First News. Answer the questions about each story.</p>  <p>https://schools.firstnews.co.uk/wp-content/uploads/sites/3/resources/Four-Stories-726.pdf</p>	<p>Vocabulary Infer Predict Explain Retrieve Summarise</p>  <p>Today you will use some of your VIPERS skills. The title of the animation is:</p> <p><u>Broken: Rock, Paper, Scissors.</u></p> <p>Predict – What do you think the story is about, based on the title? Infer – What does each character do and why? Explain – What happens at the end of the story? Summarise – Can you retell the story in your own words?</p> <p>https://vimeo.com/91642206</p>	<p>Read the text about Jane Goodall then answer the attached questions which you will find on showbie.</p> 	<p>Listen to the story of "Shampoozel".</p>  <p>https://www.bbc.co.uk/bitesize/clips/zjbs34j</p> <p>Challenge: Can you create your own version of your favourite fairy tale? How will it be different to the original story?</p>
<p>Spelling Summer - Term 2 Week 1</p>	<p>Check that you understand the meaning of each of this week's spelling words. Look up any you are unsure of in a dictionary. Make spelling flashcards: Write your spelling words on to separate pieces of paper or card. Write the definition of each word on another piece. Mix them all up then see if you can match the word with the correct definition.</p>	<p>Write silly sentences that use your spelling words.</p> 	<p>Write each of your spellings as a word pyramid: E.g.:</p> <pre> c c h c h e c h e f </pre>	<p>Rainbow words: Write your spelling words in different coloured pens or pencils.</p> 	<p>Spelling test! Ask an adult at home to test you on this week's spellings.</p> 
<p>Miss. Tolhurst's Group: flies, tries, cries, replies, babies, copies</p>					
<p>Mrs. Taylor-Brown's Group: chef, machine, parachute, brochure, quiche, chalet</p>					
<p>Miss Loane, Miss Jones and Mrs. Brown's Group: accident, accidentally, actual, actually, address, although</p>					
<p>Phonics Phase 3 Focus Sound: air</p>	<p>Throughout this week, please practise the Phase 3 tricky words on the following link: http://www.letters-and-sounds.com/resources/p3tricky.pdf Practise your tricky words every day!</p> <p>The focus sound this week is ear: https://www.bbc.co.uk/bitesize/topics/zvq9bdm/articles/zj39382</p>	<p>Practice spelling with your air sound: https://www.ictgames.com/mobilePage/forestPhonics/index.html</p>	<p>Find the air words in the word search! https://www.ictgames.com/mobilePage/phonicsFinder/index.html</p>	<p>Play Tell a T-Rex, using our focus sound air: https://www.ictgames.com/mobilePage/tellATRex/index.html</p>	<p>Play alien escape: https://www.phonicsbloom.com/uk/game/alien-escape?phase=3</p>

Maths

This week we are going to focus on addition and subtraction.

Don't forget to use either the column method or expanded column method to show your workings out.

Play two garage games on TT Rockstars.

<https://trockstars.com>

L.O: to add and subtract 2digit and 3digit numbers that require no crossing/exchanging

<https://vimeo.com/417332039>


Watch the video on the link above and complete the worksheet on Showbie.

Why not try?

L.O: to add and subtract multiples of 100

A multiple of 100 is a number that is in the 100 times table. Please complete the worksheet on Showbie called 'Maths worksheet lesson 1 'why not try''.

If you are finding it challenging, use objects around the house to help you represent each number.



Listen to the four times table song. Can you remember any lyrics and join in?

https://www.youtube.com/watch?v=8QU_EOu-tP4

L.O: to add 2digit and 3digit numbers that require crossing

<https://vimeo.com/417332285>

Watch the video on the link above and complete the worksheet on Showbie.

Why not try?

L.O: to add and subtract 3digit and 1digit numbers that do not require crossing/exchanging

Please complete the worksheet on Showbie 'Maths worksheet lesson 2 'why not try''.

If you are finding it challenging, use objects around the house to help you represent each number just like you would use the deines or place value counters in class.

Play two garage games on TT Rockstars.

<https://trockstars.com>

L.O: to subtract 2digits from 3digits with exchanging

<https://vimeo.com/417332443>

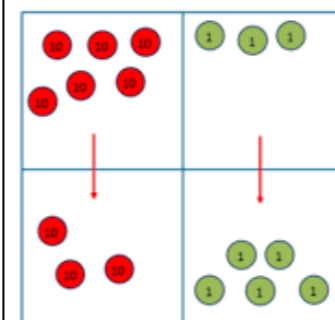
Watch the video on the link above and complete the worksheet on Showbie.

Why not try?

L.O: to subtract 2digits with no exchanging

Complete these sums below using the expanded column method. Remember to partition the numbers into tens and ones first before you subtract.

- 75 - 23 =
- 68 - 41 =
- 59 - 35 =
- 72 - 40 =
- 39 - 16 =
- 44 - 22 =
- 47 - 34 =
- 96 - 65 =
- 88 - 56 =
- 63 - 32 =



$$\begin{array}{r} 90 \ 8 \\ - 30 \ 5 \\ \hline 60 \ 3 \end{array}$$

Listen to the four times table song and join in as much as you can.

https://www.youtube.com/watch?v=8QU_EOu-tP4

L.O: to add 3 digits with no crossing

<https://vimeo.com/417332649>

Watch the video on the link above and complete the worksheet on Showbie.

Why not try?

L.O: to add 2digits with no crossing

Complete the sums below using the expanded column method. Remember to start adding with the ones.

- 32 + 15 =
- 43 + 16 =
- 22 + 55 =
- 43 + 26 =
- 62 + 14 =
- 33 + 35 =
- 49 + 20 =
- 55 + 33 =
- 73 + 14 =
- 22 + 51 =

$$\begin{array}{r} 37 + 52 = 89 \\ 30 + 7 + \\ 50 + 2 + \\ \hline 80 + 9 = 89 \end{array}$$

Play two garage games on TT Rockstars.

<https://trockstars.com>

L.O: to use the inverse operation to check answers

Remember we can use the inverse to help check our answers. The inverse operation for addition is subtraction and the inverse operation for subtraction is addition. Please complete the worksheet on Showbie.

Example:

How can I use the inverse to check the answer below?
341 + 217 = 548

1. Identify the inverse operation (-)
2. Change the calculation into a subtraction calculation (548 - 217 = 341)
3. Use the column method to work out the subtraction calculation
4. Check your answer against the addition calculation. Did your calculation have the same three numbers as the addition calculation? If it did, the original calculation is correct but if you didn't the original calculation must be wrong.

Why not try?

L.O: to find fact families

Fact families are where you can use the same three numbers to make four different calculations using + or -.

Example:

- 22 + 31 = 53
- 31 + 22 = 53
- 53 - 22 = 31
- 53 - 31 = 22

Can you work out the fact families for the calculations below?

Tip: you don't need to work out the answers, you just need to juggle the numbers around.

- 41 + 12 = 53
- 36 + 23 = 59
- 17 + 51 = 68
- 65 - 22 = 43
- 77 - 15 = 62
- 59 - 48 = 11

Afternoon Activities

Music/PE

Music

Listen to the song 'Hakuna Matata'
<https://www.youtube.com/watch?v=BG1DnMEpv8>

Complete the first row of the sheet 'I hear, I think, I wonder'.

What can you hear in the song? What does that make you think about? What do you now wonder or want to ask?

Listen to the song 'Don't Worry Be Happy'
<https://www.youtube.com/watch?v=2P1gNOta6E8>

Complete the second row of the sheet 'I hear, I think, I wonder'.

Now compare the two songs, which one did you prefer and why? How did each song make you feel?

P.E

Movement

Think of some animals you will find in the rainforest.



Can you move like rainforest animals to the Jungle Book 'I wanna be like you' song?

https://www.youtube.com/watch?v=7aqBqUm_NpE

Try and move like a range of animals so you stretch up tall and make yourself as small as possible. Remember to use your speed, change your height and direction.

DT

In tropical rainforests, you will find fruits such as bananas, oranges, pineapple, mangoes, papaya and many more.

You can choose to complete either task below or you may want to try both.

- Using a range of fruits, carefully cut up the fruits and push them down onto a kebab stick to make some fruit kebabs. You must make sure an adult is there to support you.

Challenge: Can you make a rainbow fruit kebab?



- Using a range of fruits, carefully cut them up and blend them together to make a smoothie.



Enjoy the tasty treats!

French



Rangez les objets

Can you match the words to the correct picture?



- Un sac
- Un piano
- L'ordinateur
- Un livre
- La table
- Un tambour
- La chaise
- Le lecteur de CD
- Une guitare

This week in French, we are learning the prepositions dans (in) and, sur (on).

Try saying where the objects might be. For example: "Le livre est sur la chaise" = "The book is on the chair"

When you have practiced saying the sentences using prepositions complete the worksheet.

Science

Light

Take 5 minutes to go on a light source hunt around your home. Can you identify indoor and outdoor light sources? Are they natural or man-made? Do you think the light sources are safe or dangerous?

<https://www.bbc.co.uk/bitesize/clips/zg6r82p>

Watch the clip to learn about sources of light. Use the **knowledge note** below to help you write definitions for the key vocabulary.

What

What are sources of light?

Where

Indoors:

Outdoors:

Vocabulary

Light source



Reflection



Opaque



Translucent



Transparent



Shadow



Darkness



When I go to bed at night, I can still see in the dark. Why?

Can you classify 10 different objects in your home? Use a torch to decide if the object is **opaque, transparent or translucent**. Record your findings in a table:

Art

Research the French painter **Henri Rousseau**.



You may want to find out some information about his life or you may want to look at his work and critique it. Think about what you like about the painting or what you dislike about the painting?

Hint: a good range of paintings to look at are his jungle paintings that link well to our current rainforest topic.



You can present your information in any way possible – you don't even have to write words!

				<table border="1"><tr><th>Opaque</th><th>Transparent</th><th>Translucent</th></tr><tr><td></td><td></td><td></td></tr></table>	Opaque	Transparent	Translucent				
Opaque	Transparent	Translucent									

As a guide we would suggest year 3 children complete 3hours of home learning each day however we understand that in these difficult times everybody is juggling work, school and home life. Therefore, please use this home learning plan as a guide rather than a strict timetable, the children's well-being is the most important thing and we do not want them to be worrying about their home learning tasks. Daily reading with your child remains hugely beneficial. We will be uploading a list of websites that you may also want to use.