











# Year 3 Home Learning



Remember to look for the  icon. This is the piece of work we would like you to upload on Showbie.  
Mrs Brown/Miss Jones and Miss Loane will then be able to give you feedback.

As a guide we would suggest year 3 children complete 3 hours of home learning each day however we understand that in these difficult times everybody is juggling work, school and home life. Therefore, please use this home learning plan as a guide rather than a strict timetable, the children's well-being is the most important thing and we do not want them to be worrying about their home learning tasks. Daily reading with your child remains hugely beneficial. We will be uploading a list of websites that you may also want to use.

11.05.2020	Monday	Tuesday	Wednesday	Thursday	Friday
<b>9:00 Live Joe Wick's PE class</b>					
<p><b>English</b></p> <p><b>Narrative writing</b></p> <p><b>We have donated £5 to help raise money for the Great Ormond Street Hospital Children's Charity- you will see the information about this on page 1 on 'The Stone Trolls' document.</b></p>	<p>This week in English you will be building up to write your own warning story.</p> <p>Read pages 3, 4, 5 and 6</p> <p>Look at page 7- Write a definition for each word.</p> <p>Remember to use your TIPS, before looking in a dictionary, if you are unsure.</p> <div style="border: 1px solid black; background-color: #e0ffe0; padding: 5px; margin: 5px 0;"> <p style="text-align: center;"><b>TIPS</b></p> <p>- sound it out - read on - reread the sentence - I think it means - It looks like?</p> </div> <p><b>Why not try?</b></p> <p>Discuss the meaning of each word with an adult and draw a picture to show what each word means.</p>	<p>Read or/and listen to the text 'The Stone Trolls' on page 5 and 6. (<a href="https://soundcloud.com/talkforwriting/stone-trolls">https://soundcloud.com/talkforwriting/stone-trolls</a>)</p> <p>Work through pages 8, 9 and 10, completing the tasks as you go.</p> <p><b>Why not try?</b></p> <p><b>A. Can you rate the story out of 10?</b></p> <ul style="list-style-type: none"> <li>0= you didn't enjoy it</li> <li>10- you really enjoyed it.</li> </ul> <p><b>A. What would you do if you bumped into Skess and Landra?</b></p> <ul style="list-style-type: none"> <li>Run and hide</li> <li>Smile and walk past</li> <li>Smile and say hello</li> </ul> <p><b>B. What do think might be the main message of this story?</b></p> <ul style="list-style-type: none"> <li>Don't sit on the edge of a cliff</li> <li>Don't ignore warnings</li> </ul> <p><b>C. What are the trolls' names?</b></p> <p><b>D. What was in trouble?</b></p>	<p>Read or/and listen to the text 'The Stone Trolls' on page 5 and 6. (<a href="https://soundcloud.com/talkforwriting/stone-trolls">https://soundcloud.com/talkforwriting/stone-trolls</a>)</p> <p>Work through pages 11, 12 and 13, completing the tasks as you go.</p> <p><b>Why not try?</b></p> <p>Look at the images on page 11. What can you see? Can you add an adjective before each noun?</p> <p>Example: I can see a <b>stream</b>. I can see a <b>long steam</b></p>	<p>Read or/and listen to the text 'The Stone Trolls' on page 5 and 6. (<a href="https://soundcloud.com/talkforwriting/stone-trolls">https://soundcloud.com/talkforwriting/stone-trolls</a>)</p> <p>Work through pages 14, 15, 16, 17, 18 and 19, completing the tasks as you go.</p> <p>What will your new story idea be?</p> <p><b>Why not try?</b></p> <p>Write the sentences below adding in the preposition <b>above OR below</b>.</p> <ol style="list-style-type: none"> <li>The sea waves crashed _____ the dark blue sky.</li> <li>The birds perched in a tree _____ the swaying grass.</li> </ol> <p>Can you write 2 of your own sentences choosing 2 different prepositions from the list below?</p> <ul style="list-style-type: none"> <li>behind</li> <li>through</li> <li>beside</li> <li>between</li> </ul> <p>Complete page 17, 18 and 19 with an adult.</p>	<p>Read or/and listen to the text 'The Stone Trolls' on page 5 and 6. (<a href="https://soundcloud.com/talkforwriting/stone-trolls">https://soundcloud.com/talkforwriting/stone-trolls</a>)</p> <p>It's time to write your own Warning Story.</p> <p>Read page 20 before you start.</p> <p>Remember to include:</p> <ul style="list-style-type: none"> <li>Adjectives</li> <li>Prepositions</li> <li>Capital letters at the beginning of a sentence</li> <li>Capital letters for proper nouns</li> <li>Punctuation at the end of a sentence</li> <li>Conjunctions</li> <li>Joined handwriting</li> </ul> <p>Now you have finished your story, read it through and check it flows and makes sense. Remember to check punctuation and spelling.</p> <p><b>Why not try?</b></p> <p>Ask an adult to write a sentence at a time for you to copy.</p> <p>Remember to include:</p> <ul style="list-style-type: none"> <li>Adjectives</li> <li>Capital letters at the beginning of a sentence</li> <li>Capital letters for proper nouns</li> <li>Punctuation at the end of a sentence</li> <li>Joined handwriting</li> </ul>

<p><b>Reading</b></p> <p>Read the following news articles.</p> <p>Complete at least one of the "four stories" question sheets.</p> <p><a href="https://schools.firsnews.co.uk/wp-content/uploads/sites/3/resources/Four-Stories-723-1.pdf">https://schools.firsnews.co.uk/wp-content/uploads/sites/3/resources/Four-Stories-723-1.pdf</a></p>  <p><b>Challenge:</b> Can you complete all four activity sheets?</p>	<p><b>1</b></p>  <p> <ul style="list-style-type: none"> <li>What are these animals?</li> <li>Where do you think this photo was taken?</li> <li>Why is it in the news?</li> </ul> </p> <p><b>Challenge:</b> Can you write a Headline for this news article?</p>	<p>This clip is about one of our Bingo Books – The Iron Man by Ted Hughes.</p> <p><a href="https://www.bbc.co.uk/bitesize/clips/z87866f">https://www.bbc.co.uk/bitesize/clips/z87866f</a></p> <p>Listen to the story introduction – use your prediction skills to answer the questions:</p> <p>How far had he walked? Where had he come from? How was he made?</p> 	<p>Watch this short film:</p> <p><a href="https://www.bing.com/videos/search?q=literacy+shed+the+bridge+video+link&amp;view=detail&amp;mid=17DDA72334DDAEB48717DDA72334DDAEB487&amp;&amp;FORM=VRDGAR&amp;ru=%2Evideos%2Fsearch%3Fq%3Dliteracy%2Bshed%2Bthe%2Bbridge%2Bvideo%2Blink%26FORM%3DHDSGC3">https://www.bing.com/videos/search?q=literacy+shed+the+bridge+video+link&amp;view=detail&amp;mid=17DDA72334DDAEB48717DDA72334DDAEB487&amp;&amp;FORM=VRDGAR&amp;ru=%2Evideos%2Fsearch%3Fq%3Dliteracy%2Bshed%2Bthe%2Bbridge%2Bvideo%2Blink%26FORM%3DHDSGC3</a></p>  <p>Can you retell the story? Is there a moral to this story? What can we learn from it?</p>	<p>Read the next few pages of your reading book – remember to look up any new vocabulary – you can draw picture clues to help you remember what new words mean.</p> <p>Can you summarise the story so far?</p> 
<p><b>Spelling</b></p> <p>Summer - Term 1 Week 4</p> <p>Check that you understand the meaning of each of this weeks' spelling words. Look up any you are unsure of in a dictionary.</p> <p>Sort your words into word classes (verb, noun, adjective etc.) - you can use a dictionary to help you. Be careful - some words can be used in more than one category!</p>	<p>Write out your spelling words, but where there would be a vowel (a,e,i,o,u) draw a line_.</p> <p>Go back and see if you can fill in the missing letters!</p> <p>E.g. p _ c t _ r _ . p i c t u r e .</p>	<p>Write jokes containing your each of your spelling words.</p> 	<p>Cross words – write two of your spelling words with one letter in common so that they cross over each other.</p> <p>E.g:</p> <p>t u n t i n s e l n e l</p>	<p>Spelling test! Ask an adult at home to test you on this weeks' spellings.</p> 
<p><b>Miss. Tolhurst's Group:</b> camel, tunnel, squirrel, travel, squirrel, travel, towel, tinsel</p> <p><b>Mrs. Taylor-Brown's Group:</b> here, hear, sun, son, night, knight</p>				
<p><b>Miss Loane, Miss Jones and Mrs. Brown's Group:</b> picture, feature, adventure, future, capture, creature (Please note this word is different due to an error on the printed sheet)</p>				
<p><b>Phonics</b></p> <p>Phase 3</p> <p>Focus Sound: oi</p> <p>Throughout this week, please practise the Phase 3 tricky words on the following link:</p> <p><a href="http://www.letters-and-sounds.com/resources/p3tricky.pdf">http://www.letters-and-sounds.com/resources/p3tricky.pdf</a></p> <p><b>Practise your tricky words every day!</b></p> <p>This week we are looking at the oi sound:</p> <p><a href="https://www.bbc.co.uk/bitesize/topics/zyq9bdm/articles/zif6jhy">https://www.bbc.co.uk/bitesize/topics/zyq9bdm/articles/zif6jhy</a></p>	<p>Play buried treasure! (Phase 3, oi sound)</p> <p><a href="https://new.phonicsplay.co.uk/resources/phase3/buried-treasure">https://new.phonicsplay.co.uk/resources/phase3/buried-treasure</a></p> <p><b>Challenge:</b> revise all Phase 3 sounds</p>	<p>Match the words to the correct picture:</p> <p><a href="https://new.phonicsplay.co.uk/resources/phase3/pick-a-picture">https://new.phonicsplay.co.uk/resources/phase3/pick-a-picture</a></p> <p>You can choose which level you play or try all three!</p>	<p>Can you spell oi words? Play this game of Forest Phonics:</p> <p><a href="https://www.icgames.com/mobilepage/forestphonics/index.html">https://www.icgames.com/mobilepage/forestphonics/index.html</a></p>	<p>Practice reading your High Frequency Words:</p> <p><a href="https://www.icgames.com/mobilePage/dinosaureggsHF/index.html">https://www.icgames.com/mobilePage/dinosaureggsHF/index.html</a></p> <p>Another dinosaur game – read the sentences – do they make sense? Watch out for the T-rex!</p> <p><a href="https://www.icgames.com/mobilePage/teilaTrex/index.html">https://www.icgames.com/mobilePage/teilaTrex/index.html</a></p>
<p><b>Maths</b></p> <p>This week we will be looking at money.</p> <p>Complete two garage sessions.</p> <p><a href="https://ttrockstars.com">https://ttrockstars.com</a></p> <p><b>White Rose Maths – Week 3 (w/c 04.05.2020) – Lesson 1</b></p>	<p>Complete the Rockslam challenge of Teacher vs Pupil. Can you beat your teacher?</p> <p><a href="https://ttrockstars.com">https://ttrockstars.com</a></p> <p><b>White Rose Maths – Week 3 (w/c 04.05.2020) – Lesson 2</b></p>	<p>Listen to this four times table song.</p> <p><a href="https://www.youtube.com/watch?v=8QU_EOU-PP4">https://www.youtube.com/watch?v=8QU_EOU-PP4</a></p> <p><b>White Rose Maths – Week 3 (w/c 04.05.2020) – Lesson 3</b></p>	<p>Listen and join in with the four times table song.</p> <p><a href="https://www.youtube.com/watch?v=8QU_EOU-PP4">https://www.youtube.com/watch?v=8QU_EOU-PP4</a></p> <p><b>White Rose Maths – Week 3 (w/c 04.05.2020) – Lesson 4</b></p> <p>Watch the video and complete the worksheet on Showbie.</p>	<p>Complete two garage sessions.</p> <p><a href="https://ttrockstars.com">https://ttrockstars.com</a></p> <p>Today you are going to start your own business. You could set up a hair salon, a cinema or it could be a cafe – you can choose.</p>

<p><b>Afternoon Activities</b></p>	<p>Just a reminder that we are a week behind the White Rose scheme, therefore your child/ren will need to complete the week beginning 4th May.</p> <p>To support your understanding of money, you may want to visit BBC Daily Lessons at <a href="https://www.bbc.co.uk/bitesize/tags/zmxxxxx/Year-3-and-4-4-lessons/1">https://www.bbc.co.uk/bitesize/tags/zmxxxxx/Year-3-and-4-4-lessons/1</a>.</p>	<p>Watch the video and complete the worksheet on Showbie. <a href="https://whiterosemaths.com/homelearning/year-at-3/">https://whiterosemaths.com/homelearning/year-at-3/</a></p> <p><b>Hint:</b> Remember 100p = £1.</p> <p><b>Why not try?</b> Can you make the amounts below? You could either use coins or draw the coins.</p> <p>17p 8p 34p 21p 72p 63p £1.27 £1.43</p> 	<p>Watch the video and complete the worksheet on Showbie. <a href="https://whiterosemaths.com/homelearning/year-at-3/">https://whiterosemaths.com/homelearning/year-at-3/</a></p> <p><b>Why not try?</b> Work out the addition calculations below. You may want to use coins to help you or you could use the expanded column method.</p> <p>7p + 15p = 22p + 19p = 34p + 13p = 42p + 27p = 57p + 16p = 33p + 26p = 25p + 17p = 69p + 21p =</p> 
<p><b>Computing/PE</b></p> <p><b>Coding</b> Can you light up the blue tiles? <a href="https://lightbot.com">https://lightbot.com</a></p> <p><b>Obstacle challenge</b> Design and set up your own obstacle course in the house or garden.</p> <p>You should try to include obstacles to develop your...</p> <ul style="list-style-type: none"> <li>• Throwing and catching</li> <li>• Balance</li> <li>• Speed</li> </ul> 	<p><b>Geography</b></p> <p><b>What is significant about the Amazon Rainforest?</b></p> <p>Your task is to create a fact file about the Amazon Rainforest. In your fact file you will need to include:</p> <ul style="list-style-type: none"> <li>• The countries where the Amazon Rainforest can be found</li> <li>• The weather / climate conditions</li> <li>• The size of the Amazon Rainforest</li> <li>• What plants can be found there</li> <li>• What animals can be found there</li> <li>• Population (how many people live there)</li> </ul> 	<p>Watch the video and complete the worksheet on Showbie. <a href="https://whiterosemaths.com/homelearning/year-at-3/">https://whiterosemaths.com/homelearning/year-at-3/</a></p> <p><b>Why not try?</b> Work out the subtraction calculations below. You may want to draw an empty number line to help you answer the calculations.</p> <p>17p - 4p = 26p - 11p = 59p - 32p = 78p - 54p = 36p - 25p = 77p - 42p = 49p - 35p = 97p - 66p =</p> <p><b>723 - 239 = 484</b></p> 	<p>Watch the video and complete the worksheet on Showbie. <a href="https://whiterosemaths.com/homelearning/year-at-3/">https://whiterosemaths.com/homelearning/year-at-3/</a></p> <p><b>Why not try?</b> Write down the multiples of the 2x, 5x and 10x table. How quickly can you say the multiples going forwards? How quickly can you say the multiples going backwards?</p> <p>Play bingo with the multiples from either the 2x, 5x or 10x table.</p> <p>Practise your 2x, 5x and 10x times tables by playing some games using this website: <a href="https://www.topmarks.co.uk/maths-games/7-11-years/multiplication-and-division">https://www.topmarks.co.uk/maths-games/7-11-years/multiplication-and-division</a></p>
<p><b>French/PE</b></p> <p><b>L'alphabet</b></p> <p>Can you remember the days of week in French? Can you say what day it is today? What day will it be tomorrow? Practice singing the song from last week.</p> <p>This week, you will be learning how to say the letters of the alphabet in French: <a href="https://www.youtube.com/watch?v=psxq1ZwKm9Q">https://www.youtube.com/watch?v=psxq1ZwKm9Q</a></p>  <p>When you are feeling confident with saying the letters, sing the alphabet song: <a href="https://www.youtube.com/watch?v=EFIS3G6an0Q">https://www.youtube.com/watch?v=EFIS3G6an0Q</a></p> <p><b>Cha Cha Slide</b></p>	<p><b>Science</b></p> <p><b>Classifying plants</b></p> <p>If you have planted a seed, use your observation skills and record any changes you notice this week.</p> <p>This week you will be using observation skills to classify and group plants.</p> <p>You can complete this activity by studying real plants in your garden, or you can look at images of different plants on the internet.</p> <p>Observe you plant, look at the leaves or the flowers. Answer the following questions:</p> <p>What can you see? What shapes, colours, and textures do you observe? Decide how you can classify different plants. For example: Green and non-green leaves Hairy and non-hairy leaves Smooth edged and non-smooth-edged leaves Present your findings in a table or diagram.</p>	<p><b>Art</b></p> <p><b>Andy Goldsworthy</b></p> <p>Andy Goldsworthy is a British sculptor who uses the outdoor environment to create his art.</p>  <p>Remember we have looked at his work in one of our outdoor learning days. Some of his work had a hole as a central focal point. Your task is to create a piece of outdoor art using only nature that you can find outside. You may want to collect items on your daily walk/bike ride.</p>	<p><b>Why not try?</b> Using role play with either family members or teddies, you are going to serve your customers. You will need to add up their items/services to find out how much they've spent and then you will need to work out what change to give them (this will depend on what they pay with).</p> <p>You may want to use money, make some fake money or pretend.</p> <p>Have fun and let's hope you have lots of customers!</p> 

