












# Reception Home Learning

| 27.4.2020   | Monday  | Tuesday   | Wednesday   | Thursday   | Friday   |
|---|---|---|---|--|--|
| <p>Hello Reception,<br/>This week our text is The Very lazy Ladybird</p> <div style="display: flex; justify-content: space-between; align-items: center;">  <div data-bbox="853 300 1485 373"> <p>You can listen to this story being read on you tube<br/> <a href="https://www.youtube.com/watch?v=Adyr1MpwXSg">https://www.youtube.com/watch?v=Adyr1MpwXSg</a></p> </div>  </div> |   |   |   |  |  |
| <p><b>Literacy</b><br/><b>Story telling/ writing</b></p>  | <p>With your adult can you talk about the way the animals are described in the story? For example ‘the tiger padded by’, ‘the crocodile swished his tail’.</p> <p>Can you choose a new animal, draw a picture of it then write a sentence using descriptive words?</p>                   | <p>Can you remember all of the animals the ladybird met in the story?</p> <p>Choose as many as you would like to and make them into puppets. Don’t forget you will need a ladybird! You can make the puppets with whatever materials you have at home.</p> <p>Once you have made your puppets can you use them to retell the story?</p>  | <p>Watch the CBeebies Minibeast Adventure clip on you tube.</p>  <p><a href="https://www.youtube.com/watch?v=n17KqpgqN9o">https://www.youtube.com/watch?v=n17KqpgqN9o</a></p> <p>How many different facts can you recall about ladybirds?</p> <p>Can you make a fact file about a ladybird? Begin by drawing a picture of a ladybird at the top of the page then write as many facts as you can underneath it.</p> | <p>With your adult talk about the different ways the ladybird could have learnt to fly.</p> <p>If you were the author which of these ideas would you have chosen for the ending.</p> <p>Can you rewrite the ending of the story writing two or more sentences and illustrate it with pictures.</p> <p><b>Don’t forget to use finger spaces, correct letter formation and to sound talk your words.</b></p>  | <p>At the end of the story the ladybird was able to fly.</p> <p>Can you pretend you are an author and write a new story about the ladybird, think about; Where does she fly to? Who does she meet? What does she do?</p> <p>You could make your own book or divide a piece of paper into 4 sections. Then draw a picture and write a sentence in each section, remembering that your story needs a beginning middle and end.</p> |
| <p><b>Maths</b><br/><b>Doubling and sharing</b></p>   | <p>This week you will need to make a ladybird out of paper or cardboard and collect 20 small items to help you with your Maths</p> <p>Once you have made your ladybird and found your 20 items can you watch the ‘Doubles Addition Fact Song’ on you tube.<br/> <a href="https://www.youtube.com/watch?v=At0quRa90rs">https://www.youtube.com/watch?v=At0quRa90rs</a></p> | <p>Using your ladybird that you made ask your adult to place an amount of items on one side.</p> <p>Can you double the amount by placing the same amount of items on the other side of your ladybird’s body?</p> <p>(Adult to explain to the child that Double 3 is 6, double 2 is 4 etc)<br/>Repeat using amounts up to 10 (Double 10 is 20)</p>   | <p>On Top Marks play the Ladybird Spots game.<br/> <a href="https://www.topmarks.co.uk/learning-to-count/ladybird-spots">https://www.topmarks.co.uk/learning-to-count/ladybird-spots</a></p> <p>Can you explore the counting, matching and ordering games</p>    | <p>Give your child an even amount of items to add to their ladybird (up to 20).</p> <p>Can they make the spots the same on each side? Explain that they have shared the spots equally.</p> <p><b>Challenge: Can they identify it as a double?</b></p>  | <p>Using the cut out ladybird ask your child to solve the doubling problem.</p> <p>Say ‘double 2’. Can they show this using items placed on each side of the ladybird? Repeat with various doubles up to 10.</p> <p><b>Challenge: Can your child record the double as a number sentence?</b><br/>2+2=4 (double 2 is 4)</p>   |

|                                    |  |  |  |  |  |
|------------------------------------|--|--|--|--|--|
| <p><b>Phonics</b></p>              | <p>Today can you make a set of digraph and trigraph flashcards?</p> <p>You can make your own or download them from the following link.</p> <p><a href="http://www.letters-and-sounds.com/resources/p3fan.pdf">http://www.letters-and-sounds.com/resources/p3fan.pdf</a></p> <p>Once you have made your flashcards ask your adult to hide 10 around the house for you to find. Each time you find one can you read it and then think of a word with that sound in it. E.g. ai rain.</p>   | <p>Adult to begin by model sentence writing and writing more than one sentence at a time. Recap over capital letters after full stops. E.g. I went to the farm. At the farm I had fun. I sor a pink pig and a cow.</p> <p>Find a picture together. This could be online or one you have in your home, or it could even be a page from your favourite book. Once you have found a picture talk about what you can see.</p> <p>Now can you write as many sentences as you can about the picture.</p> | <p>Play quick write using phase 3 tricky words.</p> <p>Use the following link to find out what these words are.</p> <p><a href="http://www.letters-and-sounds.com/resources/p3tricky.pdf">http://www.letters-and-sounds.com/resources/p3tricky.pdf</a></p> <p>Adult to say the word and child writes it down.</p> <p>Now choose 5 of the phase 3 tricky words and write a sentence for each one.</p> <p>Can you read your sentences to an adult?</p> | <p>Using your digraph and trigraph flashcards that you made on Monday challenge yourself to see how many you can read in 1 minute.</p> <p>Now can you play bingo with digraphs and trigraphs. Take it in turns with your adult to be the player and the bingo caller.</p> <p>Read words with digraphs; queen, chuck, thing, haircut, goat, arch.</p>         | <p>Read tricky words. How many can they read in one minute?</p> <p>Play Pick a Picture, phase 3 on Phonics Play.</p> <div data-bbox="1877 300 2085 464" data-label="Image"> </div> <p>Can you make your own picture and word cards and play the game with someone in your house?</p>   |
| <p><b>Afternoon Activities</b></p> | <p><b>Gross Motor Activity</b></p> <p>This week we are going to move like minibeasts. Follow the links below to dance and move like a creepy crawly bug. Have fun! Why don't you see if anyone else would like to join you. Warm up first with 'shake your sillies out'</p> <p><a href="https://www.youtube.com/watch?v=NwT5oX_mqS0">https://www.youtube.com/watch?v=NwT5oX_mqS0</a></p> <p><a href="https://www.youtube.com/watch?v=hUbYq93cYdE">https://www.youtube.com/watch?v=hUbYq93cYdE</a></p> <p><a href="https://www.youtube.com/watch?v=hUbYq93cYdE">https://www.youtube.com/watch?v=hUbYq93cYdE</a></p> | <p><b>Art</b></p> <p>Can you paint, draw or collage a picture of a ladybird. Please see the pictures below for ideas.</p> <div data-bbox="611 1002 1003 1366" data-label="Image"> </div>   | <p><b>Welly Wednesday</b> </p> <p>Discuss what you have found so far this week about ladybirds.</p> <p>Go outside and see if you can go on a ladybird hunt. Where do you think you would find ladybirds? Look under plants and on leaves.</p> <p>Can you make a home for a ladybird? What do you think a ladybird would need in their home?</p>                   | <p><b>The World</b></p> <p>Begin by watching the film about the life cycle of a ladybird</p> <p><a href="https://www.youtube.com/watch?v=SvHWxDjFB8">https://www.youtube.com/watch?v=SvHWxDjFB8</a></p> <p>Can you recreate the life cycle using objects found indoors and outside. Once you have created each stage add labels using paper and pencils.</p> | <p><b>Music</b></p> <p>This term we are learning about minibeasts. Do you know any songs about bugs and insects? Can you sing them?</p> <p>Would you  song? This song is called 'Lots of minibeasts' and is to the tune of 'Heads, Shoulders, knees and Toes'</p> <p><b>(See separate attachment for the words).</b></p> <p>Can you make up some actions to go with each minibeast?</p> |