

20.4.20	Monday 20th	Tuesday 21st	Wednesday 22nd	Thursday 23rd	Friday 24th				
English	<p>Read the next section of Giant’s necklace by Michael Morpurgo from p11 ‘Cherry lay on her side...’ to the end. Use the link below: http://www.sharmans-cross.com/classes2012/docs/Giant's%20necklace.pdf</p> <p>If it doesn’t open, google ‘Giants necklace pdf’ and you can open it this way.</p> <p>Today, you will write the second instalment of your diary in the role of Cherry. How has the mood changed? How can you capture her thoughts about the miners she meets and the strange way they speak/are dressed? Can you capture her thoughts and the tension as she races home to her family and then her realisation of what has happened. This diary entry should have a different mood to the one you wrote last week. Lots of thoughts and feelings throughout please!</p>	<p>Complete a CGP Reading comprehension task, ‘The Baking Battle. Read the text on page 2 – 5.</p> <p>Mild: Answer fact retrieval questions on page 6 – 7. Answer word meaning questions on page 10.</p> <p>Spicy/hot: Answer inference questions on page 8 – 9. Answer summary and structure questions on page 11.</p> <p>Ask an adult to go through the answers with you if possible.</p>	<p>Continuing the diary theme, today we would like you to document your thoughts and feelings over the past few weeks in a diary-style piece of personal writing. Can you show different moods? e.g. the good things that have happened as a result of social distancing (more time as a family, learning something new) in contrast with the strangeness of the situation, e.g. how empty the streets/roads are, the quietness. What have you noticed that’s different? What have you been doing to fill your time? Again, lots of thoughts and feelings to help create a really powerful piece of writing that you’ll be amazed to re-read in years to come!</p>	<p>Writing task: Choose one of the Pobble pictures you have stuck in your home learning book. Use the DADWAVERS template to help you to write a variety of sentences and then write a half page description focusing on high quality vocab. (You could use an online thesaurus to help)</p> <p>To support with vocabulary, you could complete a matrix grid (below) of nouns, verbs, adverbs and adjectives first.</p> <table border="1" data-bbox="1355 528 1659 643"> <tr> <td>nouns</td> <td>verbs</td> </tr> <tr> <td>adjectives</td> <td>adverbs</td> </tr> </table> <p>If you have completed all 4 already, go to Pobble 365 and find a picture that you like to write a descriptive piece about. https://www.pobble365.com/</p>	nouns	verbs	adjectives	adverbs	<p>Complete the following CGP tasks:</p> <p>Mild: Grammar book: Nouns, page 2 Verbs, page 9 Adjectives, page 12</p> <p>Spicy/hot: Grammar book: Types of noun, page 4 – 5 Verbs, page 10 – 11 Mixed practice, page 16</p> <p>Spicy/hot Spellings book: Silent letters, page 46 – 47.</p>
nouns	verbs								
adjectives	adverbs								
Maths (Geometry: Properties of Shape)	<p>1. Times Table Rockstars.(sessions set) https://play.ttrockstars.com/</p> <p>2. Mild – Negative Numbers https://www.mymaths.co.uk/ Spicy - Daily lesson(1) tutorial and questions – answers in Home Learning book please https://whiterosemaths.com/homelearning/year-6/</p> <p>3. Complete CGP Arithmetic p 22-23</p>	<p>1. Times Table Rockstars.(sessions set) https://play.ttrockstars.com/</p> <p>2. Mild – 100s & 1000s https://www.mymaths.co.uk Spicy -Daily lesson (2) tutorial and questions – answers in Home Learning book please https://whiterosemaths.com/homelearning/year-6/</p> <p>3. Complete CGP Number Ratio & Algebra p 1-4</p>	<p>1. Times Table Rockstars.(sessions set) https://play.ttrockstars.com/</p> <p>2. Mild – Rounding https://www.mymaths.co.uk Spicy - Daily lesson tutorial(3) and questions – answers in Home Learning book please https://whiterosemaths.com/homelearning/year-6/</p> <p>3. Complete CGP Arithmetic p 24-27</p>	<p>1. Times Table Rockstars.(sessions set) https://play.ttrockstars.com/</p> <p>2. Mild – Rounding to 10/100 https://www.mymaths.co.uk Spicy - Daily lesson tutorial (4) and questions– answers in Home Learning book please https://whiterosemaths.com/homelearning/year-6/</p> <p>3. Complete CGP Number Ratio & Algebra p 11-13</p>	<p>1. Times Table Rockstars.(sessions set) https://play.ttrockstars.com/</p> <p>2. Mild – Decimals https://www.mymaths.co.uk Spicy - Daily lesson tutorial (5) and questions – answers in Home Learning book please https://whiterosemaths.com/homelearning/year-6/</p> <p>3. Complete CGP Arithmetic p30-34 ADDITIONALLY: Complete My Maths set https://www.mymaths.co.uk/ Spicy – Angles 4 , Angle Sums Red Hot – Angles 4, Angle Sums and extra Challenge</p>				








Extra Red Hot Maths Challenge:

A shop sells 3 bikes, A, B and C.

- A costs 5 times as much as B
- C costs £140 less than A
- A costs £380 more than B

How much does bike C cost?

Don't forget the Top of The Rocks Unity Primary TTRS Competition which launches on 20 April and runs until 1 May – correctly answer as many questions in any game type as you can! There will be prizes awarded.....

Reading	30 minutes independent reading	30 minutes reading, including some aloud to an adult or sibling	30 minutes independent reading	Create a book review for your favourite bingo book. Include favourite character, overview of the plot, star rating and best bits of the story.	30 minutes independent reading
Spellings silent letter h archaeology architect chaos characteristic chemical chlorine cholera choreograph chrome loch mechanical orchid stomach technical technology	Choose how many spellings from the list that you will learn. Find out the definitions of any unfamiliar words. Use your home learning book. Mrs Smith's spelling group: -ck words unlock quick reckon flashback ticket Have a go at -ck worksheet at the bottom of this document.	Put the spellings into sentences that show you understand the meaning. Use your home learning book.	Complete a spelling activity for your chosen words using ideas from the spelling menu at the bottom of this document.	Complete a spelling activity for your chosen words using ideas from the spelling menu at the bottom of this document.	Get an adult to test you on your spellings. Ask them to say the word and you write down a sentence with the word in. One mark for the word correctly spelt, one mark for it being used in the correct context. Keep a record of your scores so you can let us know how you're doing.
History 		As a culmination of all the things we've learnt about the Maya last term (and any extra information you can find out), we would like you to create an informative poster/report all about the ancient Maya. Look at the example poster on WW2 as an example of how you could set your work out. You could choose to present on A4, A3 or use a computer instead. What will your subheadings be? Try to include some or all of the following: timeline, temples, food/drink, gods/religious beliefs, Mayan hieroglyphics, Mayan calendars. Try to make it eye-catching by using a mixture of writing and drawings. Colour would be good too. <div style="display: flex; justify-content: space-around; align-items: center;">       </div>			

Science:

Our new topic for Summer 1 is **Living things and their habitats.**

You will have received a parentmail about using Developing Experts online science curriculum. You will be familiar with this as we have used Developing Experts (DE) during our 'Light' topic. Follow the instructions on setting up your DE account, click on 'lessons' and your first lesson called 'Classify living things' should be there. Watch the whole presentation.

Your task: create your own flowchart, like the one in the mission, to classify/sort animals. Choose your own animals or use all/some of these ones below. Hint: start with the animals and work backwards!

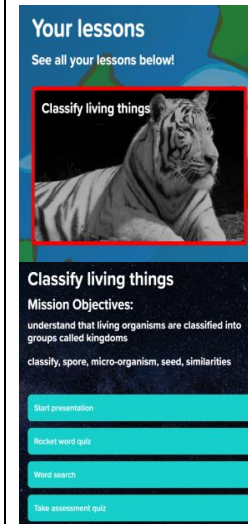
Can you create a sorting diagram to classify these animals below? Think about what is similar/ different. E.g. does it have wings?



Also:

Complete the rocket word quiz.

Optional: can you complete the assessment quiz?



This is what you should see when you click on 'lessons'.

Can you ask an adult to be your talk partner? If not, just have a think for yourself!

Art:

Andy Goldsworthy – British sculptor/land artist/photographer. Be inspired by nature! Over the next couple of weeks, we will be focusing on the works of Andy Goldsworthy. He is a British Sculptor who creates 'land art'/sculptures in natural settings using natural materials he finds. Can you create your own Goldsworthy-inspired piece of art/sculpture using materials you can find in your garden/out on walks? Try to collect some things each day so you can build up to a masterpiece! Take a photo if you can.











PE:

Continue daily with 'P.E with Joe' on Body Coach TV. It's live every morning at 9:00 and last for 30 minutes – a great way to start the day! Follow this link - https://www.youtube.com/watch?v=6v-a_dpwhro Alternatively, Mr Newson has developed his own workouts. You can find it here: <https://www.facebook.com/supersports9/>









Please continue to read as much as you can as this is so beneficial. If you have run out of books to read at home then think about looking at the following website where you can access thousands of books for free during this time. www.worldbook.kitaboo.com

Set aside **at least three hours per day** for learning but remember to take regular breaks, get outside in the garden and remain active! It is very strange not seeing you, but we know you will be working hard and making the best of the situation we are in. Take care and stay safe.

SPELLING MENU

<p>1. ABC Order</p>  <p>Write all of your spelling words in alphabetical (ABC) order.</p>	<p>2. Word Parts</p> <p>Write your words. Then use a coloured pencil to divide the words into syllables. e.g. <u>jump</u>ing cater<u>pill</u>ar</p>	<p>3. Other Handed</p> <p>Write each word 5 times, switching the hand you write it with each time. Say the word as you spell it.</p>	<p>4. Vowel Spotlight</p> <p>Write your words using one colour for the vowels and another colour for the consonants. (vowels: a, e, i, o, u)</p>
<p>5. Use Technology</p> <p>Type out your spelling words on the computer. Try to use at least 4 different fonts.</p> 	<p>6. Pyramid Words</p> <p>s sp spe spel spell spelli spelling spelling (or make them boat shaped, star, smiley face, etc.)</p>	<p>7. "Ransom" Words</p> <p>"Write" your words by cutting letters out of a newspaper or magazine and gluing the letters on a piece of paper to spell your words.</p> 	<p>8. Rainbow Words</p> <p>Write your spelling words with coloured pencils. Make each letter a different colour.</p> 
<p>9. Scrambled Words</p> <p>Write your words. Then write them again with the letters mixed up. Can you unscramble them again the next day? e.g. watch - cwhta</p>	<p>10. Silly Sentences</p> <p>Write 3 or more sentences that use all your spelling words.</p> 	<p>11. Prefixes and Suffixes</p> <p>Underline the prefixes and suffixes in the words you are learning. Make sure you know what they mean. e.g. <u>im</u>portant happi<u>ness</u></p>	<p>12. Word Search</p> <p>Create your own word search with your spellings. Show the answers to your puzzle in a different colour.</p> 
<p>13. Flashcards</p> <p>Make and practice with flashcards. Put the word on one side and definition (meaning) on the other.</p> 	<p>14. Picture & a Story</p> <p>Draw a picture defining each word. Write a sentence about your picture using the word.</p>	<p>15. Words without Vowels</p> <p>Write all of your words replacing vowels with a line. Go back and see if you can fill in the vowels. e.g. q--st--n = question</p>	<p>16. Train Words</p> <p>Write the entire list end-to-end as one long word. Write each new word in a different colour. e.g. <u>train</u><u>back</u><u>stop</u></p>
<p>17. Write a Story, Poem or Song with Words</p> <p>Write a story using all your spelling words. Underline the words you used.</p>	<p>18. Bubble Letters</p> <p>Write your spelling words out in bubble writing.</p> 	<p>19. Words Within Words</p> <p>Write each spelling word and then write at least 2 words made from that word. e.g. catch - cat, hat</p>	<p>20. Picture words</p> <p>Draw a picture and hide your spelling words in the picture.</p>

SPELLING MENU

<p>21. Question/Answers</p> <p>Write questions with half of your spelling words. Then use the other half to answer the questions. Underline the words you used.</p> 	<p>22. Riddles</p> <p>Write a riddle for each of your words. Don't forget to answer them. e.g. I am grey. I have a trunk and big ears. Answer: elephant.</p> 	<p>23. Crossword Puzzle</p> <p>Make a crossword puzzle with your spelling. Show the answers to your puzzle.</p> 	<p>24. Rhyming Words</p> <p>Write your spelling words out with a rhyming word next to them. Remember that words do not need to have the same spelling pattern to rhyme. e.g. men and again</p>
<p>25. Homophones</p> <p>Can you find any homophones which go with your spelling words? What do they mean? e.g. wear and where, to, too and two their, there and they're</p>	<p>26. Writing Race</p> <p>Set a timer for 2 minutes. See how many times you can write each word perfectly during that time.</p> 	<p>27. Code Words</p> <p>Come up with a code for each letter of the alphabet and then write each word in code. e.g. a = a b = + c = ^</p>	<p>28. Word Classes</p> <p>Sort your spelling words into word classes - nouns, verbs, adjectives etc. Be careful - some words can be used in more than one category e.g. swimming.</p>
<p>29. Synonyms</p> <p>Find at least 2 synonyms for each of your spelling words.</p> 	<p>30. Antonyms</p> <p>Find an antonym (opposite) for each of your spelling words.</p> 	<p>31. Joker</p> <p>Write jokes containing each of your spelling words.</p> 	<p>32. Backwards Words</p> <p>Write your spelling words forwards and then backwards. Remember to write neatly!</p> <p>BACKWARDS</p>
<p>33. X Words</p> <p>Write 2 words with one letter in common so that they cross over each other. e.g. b r cheese a d</p>	<p>34. Acrostic Poem</p> <p>Write an acrostic poem for your spelling words. See if you can stick to a theme when writing. e.g. sun Sun shines brightly Up in the sky Nice and warm on my face</p>	<p>35. Scrabble</p> <p>In a game of Scrabble, each letter is worth a certain number of points. Write your words and then add the total of the letters. Which of your spelling words has the highest total value?</p> 	

Target 9:

Words ending in -ck

-ck

back	peck	lick	sock	luck
clock	neck	duck	check	shock
attack	truck	stuck	thick	quick

Now try these:-

chick	chicken	tick	ticket
rock	rocket	buck	bucket

Revision quiz:-

Each answer is a word in which **th**, **ch**, **sh** or **tch** occurs.

1. Treasure may be kept in this. (ch)
2. Found on a rose bush and can hurt you. (th)
3. 3rd. (th)
4. Boxers do this. (ch)
5. Not fat. (th)
6. Part of your leg. (sh)
7. Tomato sauce (tch).....
8. You do this with an axe. (ch)
9. Comes after lightning. (th)
10. You cook in this room. (tch).....
11. It has taps and a plug. (th)
12. You do this when you are cold. (sh)

Score = out of 12/

Mrs Smith's spelling group task.

Can you say and spell these words?

Can you ask an adult to give you the revision quiz?