


# Phonics




# What is Phonics?

- Children have a daily 20 min phonics lessons
- Children are taught to read by breaking words down into separate **sounds** or 'phonemes'. They are then taught how to **blend** these sounds together to read the whole word
- Children are also taught to write words by sounding and **segmenting** words into phonemes. They then write the sounds they can hear and check by reading the word
- There are around 40 different sounds.



























# Phase 2

- Digraphs are introduced (2 letters making one sound).








































# Phase 3

- Trigraphs are introduced (3 letters making one sound).

j 	v 	w 	x 	y 	z 	zz 	qu 
ch 	sh 	th 	ng 	ai 	ee 	igh 	oa 
oo 	oo 	ar 	or 	ur 	ow 	oi 	ear 
air 	ure 	er 					























# Phase 4

- Blends are covered (2 or 3 letters working together at the beginning/end of words).

<p>st</p>  <p>starfish</p>	<p>nd</p>  <p>hand</p>	<p>mp</p>  <p>lamp</p>	<p>nt</p>  <p>tent</p>	<p>nk</p>  <p>ink</p>	<p>ft</p>  <p>gift</p>	<p>sk</p>  <p>tusk</p>	<p>lt</p>  <p>belt</p>
<p>lp</p>  <p>help</p>	<p>lf</p>  <p>shelf</p>	<p>lk</p>  <p>milk</p>	<p>pt</p>  <p>script</p>	<p>xt</p>  <p>text</p>	<p>tr</p>  <p>tree</p>	<p>dr</p>  <p>drawing</p>	<p>gr</p>  <p>grandpa</p>
<p>cr</p>  <p>crab</p>	<p>br</p>  <p>brush</p>	<p>fr</p>  <p>frog</p>	<p>bl</p>  <p>blackberry</p>	<p>fl</p>  <p>flag</p>	<p>gl</p>  <p>glasses</p>	<p>pl</p>  <p>plane</p>	<p>cl</p>  <p>clown</p>
<p>sl</p>  <p>sleep</p>	<p>sp</p>  <p>spade</p>	<p>tw</p>  <p>twins</p>	<p>sm</p>  <p>small</p>	<p>pr</p>  <p>printer</p>	<p>sc</p>  <p>scarf</p>	<p>sk</p>  <p>skunk</p>	<p>sn</p>  <p>sniff</p>
<p>nch</p>  <p>bench</p>	<p>scr</p>  <p>screw</p>	<p>shr</p>  <p>shrew</p>	<p>thr</p>  <p>thread</p>	<p>str</p>  <p>string</p>			

# Phase 5

- Alternative sounds and split digraphs are introduced.

ay 	ou 	ie 	ea 	oy 	ir 	ue 	ue 
aw 	wh 	ph 	ew 	ew 	oe 	au 	ey 
a-e 	e-e* 	i-e 	o-e 	u-e 	u-e 		

# Sound Buttons

- These are used to represent the individual sounds/phonemes in words.
- They are used when the children read words and also to check words that they write.
- They will be able to use these during the phonics check.

scream  
— — ●

chicken  
— ● — ● ●

# Real and Alien Words

glog



blard



disp



murbs



blot

greet

dust

parks



# How Can You Help?

Encourage them to use their sounds and actions to find the sound they need.

Children can practise their phonics by playing games online. The children particularly like [phonicsplay.co.uk](http://phonicsplay.co.uk)

- Dragons Den
- Buried Treasure
- Picnic on Pluto



# Phonics Screening

- Phonics check to be completed in June 2020
- Another Parent Information Session will be held in the Spring Term to discuss this in more detail
- Recent mock test scores are available for each child at the end of this session

# Questions

